



FIBER TOOLS

930XC OTDR

Optical Time-Domain Reflectometer

TESTING | TROUBLESHOOTING | ACCURACY

Product Features:

OPM, VFL, AND SLS STANDARD ON ALL 930XC MODELS

FAST.

- One button test functions. Start measurements with the push of one button.
- Autotest. Automatically sets test parameters for optimum test results.
- Live fiber testing.* Tests fibers without disrupting live services.

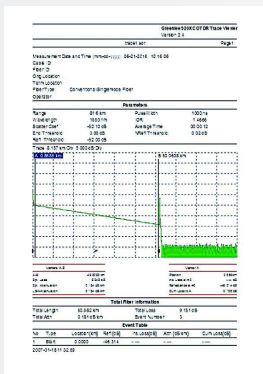
ACCURATE.

- Graphical interface. Easy to read, even in low or bright lighting conditions.
- Up to 38 dB dynamic range. Probe longer cables and see smaller reflections.
- Measure lengths and defects. Quickly locates faults.

RELIABLE.

- Link Viewer annotates the entire fiber link in an easy to interpret Pass/Fail format.
- Macrobend analysis locates troublesome fiber losses at 1550nm.
- Cable acceptance reports. Generate customized reports that include trace signature and fiber events.
- Long life battery. Work longer without recharge - up to 8 hours continuous use.
- Rugged construction. Drop-tested from 2m, impact resistant and built to perform (GR-196 certified).
- BellCore standard required by major telcos.
 - Meets all specifications at specified temperature extremes.
 - Operational and within specification after a simulated dust storm.
 - EMI resistant as per GR-1089.
 - Rain resistant with no direct paths*

*930XC-30F only.




OTDR CABLE ACCEPTANCE REPORT GENERATION MACROBEND ANALYSIS

- Quickly locate and measure losses at 1550nm
- User defined thresholds

OTDR TRACE LINK VIEWER

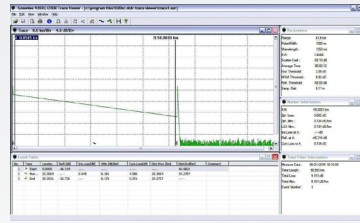
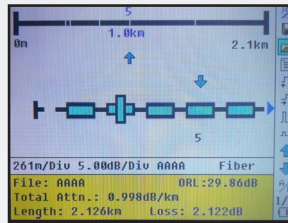
- Automated Pass/Fail event analysis
- User defined thresholds
- Intuitive user interface for technician review



TempoCom.com | tel 800.642.2155

OTDR CABLE ACCEPTANCE REPORT GENERATION LINK VIEWER

- Automated Pass/Fail event analysis
- User defined thresholds
- Intuitive user interface for technician review

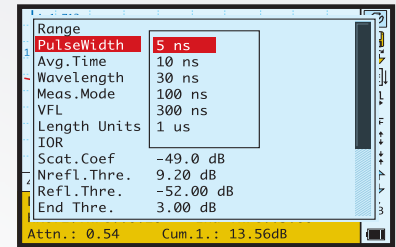


Specifications

MODEL	930XC-20C	930XC-30P	930XC-30F	930XC-20M
Wavelength (± 20nm)	1310/1550	1310/1490/1550	1310/1550/1625	850/1300
Dynamic Range (dB) ^a	35	38/37/37	38/37/37	21/24
Event Deadzone (m) ^b	1m	1m	1m	≤2.5m
Pulsewidth	5, 10, 30, 100, 300, 1us, 2.5us, 10us, 20us			12, 30, 100, 275, 1us/30, 100, 275, 1us, 2us
Selectable Ranges (km)	0.3, 1.3, 2.5, 5, 10, 20, 40, 80, 120, 160, 240			0.1, 0.3, 0.5, 1.3, 2.5, 5, 0/0.1, 0.3, 0.5, 1.3, 2.5, 5, 10, 20, 40, 80
Average Time	15s/30s/1 min/2 min/3 min			
Distance Measurement Accuracy	±(1m + 5 X 10 ⁻⁵ x distance + sampling space)			
Connector Type	PC or APC (interchangeable FC, SC, ST)			
Reflection Detect Accuracy	±4 dB			
Attenuation Detect Accuracy	±0.05 dB/dB			
Measurement Data Storage	1,000 test curves			
Data Transmission	RS-232/USB port			
Visual Fault Locator (VFL)	-3dBm; 650nm			
Optical Power Meter (OPM)	InGaAs			
OPM Wavelengths	850, 1300, 1310, 1490, 1550, 1625nm			
OPM Range	+6 to -70dBm (+6 to -60dBm 850nm)			
OPM Display resolution	0.01dB			
OPM MOD Identification	1kHz, 2kHz			
Stabilized laser Source (SLS)	Wavelength same as selected in OTDR mode ≤ -7dBm			
Power Supply	NiMH chargeable battery/AC adapter			
Battery Life	Support over 8 hours operating on one charge or over 20 hours standby			
Operating Temperature	-10° to 50° C			
Storage Temperature	-20° to 60° C			
Relative Humidity	0 to 95% (non-condensing)			
Weight	1.9 lbs. (0.87 kg)			
Dimensions	7.7" H x 3.9" W x 2.4" L (196mm x 100mm x 64mm)			
Compliance	BelCore GR196, CE, FCC, UL, WEEE			
Fiber Analysis Software	Version 3.2			

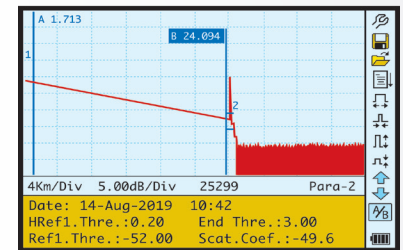
*Specifications subject to change without notice
^a Using a pulse width of 20us
^b Using a pulse width of 5ns measuring a -45dB event

OTDR OPERATION MODES



INSTRUMENT SETUP

- Auto mode selects optimal distance range and pulsewidth
- All settings selected through easy to use menu selections
- Short pulsewidth (5ns) available for high-resolution measurements
- Color and high intensity monochrome settings for bright sunlight conditions
- Complete control of fiber analysis settings for auto measurement of splice and end of fiber



OTDR TRACE

- View and measure test results
- One button measurement of distance and loss information

Event View Mode

Page through each loss event for location in (meters/miles and feet) and loss in dB

Manual Measurement Mode

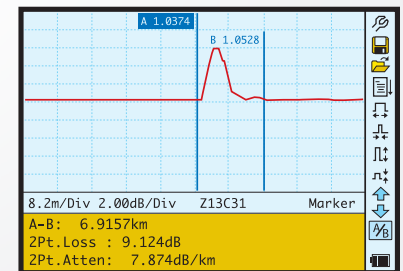
Perform manual measurement with A and B cursor for distance, loss and reflectance measurements

Measurement Setup

View settings used to acquire measurement

Fiber Analysis Software

View settings used for auto measurement of events



HI-RESOLUTION EVENT VIEWING

- Easy to view and measure in high-resolution mode
- One button to jump to high resolution view
- One button jump back to entire trace view
- 0.1 meter sampling resolution
- Active cursor snaps to the next event in the fiber analysis table



TEMPO
COMMUNICATIONS

TempoCom.com | tel 800.642.2155

930XC OTDR

Optical Time-Domain Reflectometer

EACH MODEL COMES WITH:

- Instrument
- Rechargeable battery
- OTDR Trace Viewer software
- Installation disk
- Data transfer cable
- AC adapter
- Protective cover
- Carrying case
- Warranty card

Default language is English and Spanish. Alternate languages of Russian, Portuguese, Polish, French and German available upon request.



ORDERING INFORMATION:

CAT. NO.	UPC NO.	DESCRIPTION
DUAL WAVELENGTH SINGLE MODE OTDR		
930XC-20C-UPC-FC	02610	OTDR, SM DUAL WAVE, 13/15, OPM, SLS, UPC FC
930XC-20C-UPC-SC	02609	OTDR, SM DUAL WAVE, 13/15, OPM, SLS, UPC SC
930XC-20C-UPC-ST	02611	OTDR, SM DUAL WAVE, 13/15, OPM, SLS, UPC ST
930XC-20C-APC-FC	02613	OTDR, SM DUAL WAVE, 13/15, OPM, SLS, APC FC
930XC-20C-APC-SC	02612	OTDR, SM DUAL WAVE, 13/15, OPM, SLS, APC SC
TRIPLE WAVELENGTH SINGLE MODE OTDR		
930XC-30P-UPC-FC	02615	OTDR, SM TRIPLE PON, 13/14/15, OPM, SLS, UPC FC
930XC-30P-UPC-SC	02614	OTDR, SM TRIPLE PON, 13/14/15, OPM, SLS, UPC SC
930XC-30P-UPC-ST	02616	OTDR, SM TRIPLE PON, 13/14/15, OPM, SLS, UPC ST
930XC-30P-APC-FC	02618	OTDR, SM TRIPLE PON, 13/14/15, OPM, SLS, APC FC
930XC-30P-APC-SC	02617	OTDR, SM TRIPLE PON, 13/14/15, OPM, SLS, APC SC
TRIPLE WAVELENGTH SINGLE MODE FILTERED OTDRS		
930XC-30F-UPC-FC	02620	OTDR, SM TRIPLE FILT, 13/15/16, OPM, SLS, UPC FC
930XC-30F-UPC-SC	02619	OTDR, SM TRIPLE FILT, 13/15/16, OPM, SLS, UPC SC
930XC-30F-UPC-ST	02621	OTDR, SM TRIPLE FILT, 13/15/16, OPM, SLS, UPC ST
930XC-30F-APC-FC	02626	OTDR, SM TRIPLE FILT, 13/15/16, OPM, SLS, APC FC
930XC-30F-APC-SC	02623	OTDR, SM TRIPLE FILT, 13/15/16, OPM, SLS, APC SC
MULTI-MODE OTDR		
930XC-20M-UPC-FC	02607	OTDR, MM DUAL WAVE, 85/13, OPM, SLS, UPC FC
930XC-20M-UPC-SC	02606	OTDR, MM DUAL WAVE, 85/13, OPM, SLS, UPC SC
930XC-20M-UPC-ST	02608	OTDR, MM DUAL WAVE, 85/13, OPM, SLS, UPC ST
SINGLE MODE/MULTI-MODE OTDR KIT		
SM MM KIT	27294	930XC-20M-UPC-SC and 930XC-20C-APC-SC

CAT. NO.	UPC NO.	DESCRIPTION
ACCESSORIES		
AC-ADPT-20-UNI	25691	Universal Power Supply
AC-CONN-FC-L2	20996	FC Connector (For UPC & APC)
AC-CONN-ST-L2	20997	ST Connector (For UPC)
AC-CONN-SC-UPC-L2	06445	SC Connector (For UPC)
AC-CONN-SC-APC-L2	20998	SC Connector (For APC)
ADAPTER, OPM SC (930XC)	06446	OPM SC Adapter
ADAPTER, OPM SC (930XC)	06447	OPM FC Adapter
ADAPTER, OPM ST (930XC)	06448	OPM ST Adapter
AC-CONN-ST-L2	20997	ST Connector (For UPC Only)
1155-0526	10582	Vehicle Adapter (6FT, 5.5 OD, 2.1M)
20988	20988	Soft Carry Case
20989	20989	USB Cable For OTDR
20990	20990	RS-232 Cable
20999	20999	NiMH Battery (9.6V)
946	60571	Cleaning Wand (10/PK)
948	60692	ReelCleaner™ Connector Cleaning System
LC-500	05625	500m Universal Launch Cable

1390 Aspen Way Vista, CA • 92081

TC6041 12/19

Latin America Phone : 1.760.510.0558

©2019 Tempo Communications Inc. • An ISO 9001 Company

EMEA Address: Tempo Communications Limited • Brecon House,

William Brown Close, Cwmbran • NP44 3AB, UK

EMEA Phone: +44 (0) 1633 627710

TempoCom.com | tel 800.642.2155



TEMPO
COMMUNICATIONS

Renewed Vision. Innovation Forward.



Follow us on Social Media
@TempoComms