



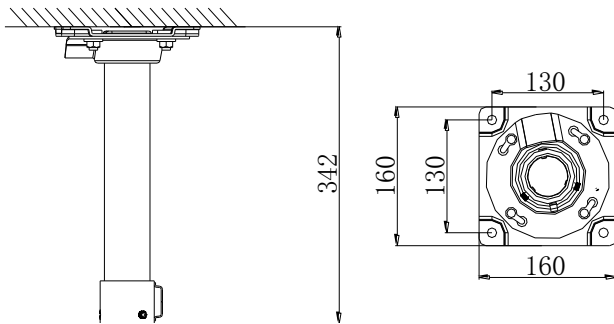
DS-1696ZJ

Anticorrosive Pendant Mounting Bracket

Features:

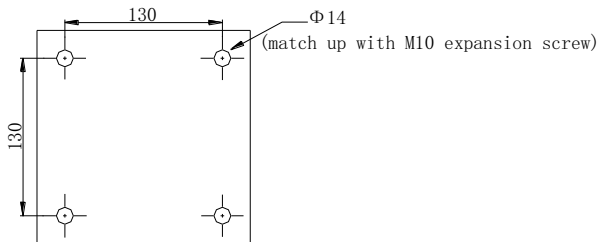
- Stainless steel 316L material
- Anti-corrosion design for adverse environment
- Design of cable entrance hole
- Better water proof with rubber pad design
- Design of safety rope for more convenient installation

Dimension:

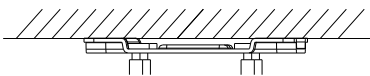


Installation steps:

- ① Choose the appropriate wall and paste the template of pre-installed plate



- ③ Fix the pre-installed plate



Order model:

DS-1696ZJ

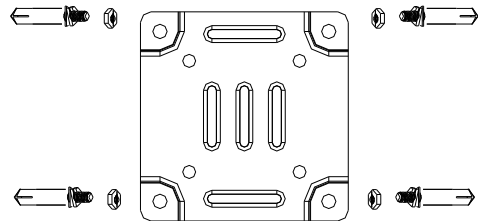
Parameters:

Model	DS-1696ZJ
Parameter	Anticorrosive Pendant Mounting Bracket
Feature	Suitable for speed dome pendent mounting
Material	Stainless steel 316L
Dimension	160×160×243mm
Weight	1890g

Notice:

- The bracket should be installed on the flat surface of a wall
- The wall must be capable of supporting more than 3 times the total load of the camera and the mount.
- The maximum load capacity of the mount is 15KG

- ② Drill the Screw holes and twist the expansion bolts



- ④ Install the bracket to the pre-installed plate

