



Omada

Business Class Wi-Fi Solution

Omada Cloud Controller:

OC200

Omada EAP Series:

EAP330/EAP320/EAP245/EAP225/EAP225-Outdoor

EAP115/EAP110/EAP110-Outdoor/EAP115-Wall/EAP225-Wall



Omada Software Controller



EAP330/EAP320
EAP245 V3/EAP225 V3
EAP115/EAP110



EAP225-Outdoor
EAP110-Outdoor



EAP115-Wall



EAP225-Wall

Omada Solution



Business-Class Wi-Fi Solution

Omada provides a business-class wireless network solution that's flexible, manageable, secure, and easy-to-deploy. Featuring cloud access, Omada Cloud Controller OC200 or Omada Software Controller allow users to centrally manage the entire Omada networks in the remote site. And the intuitive Omada app makes network management incredibly convenient. Omada EAPs also feature captive portal and advanced RF management functions, which make them ideal for demanding, high-traffic environments such as campuses, hotels, malls and offices.

Highlights

Impressive Performance

Enterprise-class chipsets, 802.11ac Wi-Fi standard, MU-MIMO, Seamless Roaming, and Mesh combine to ensure outstanding performance and reliability.

Centralized Management

Omada Cloud Controller OC200 or Omada Software Controller allows users to centrally manage the entire Omada networks.

Free Cloud Service






Remote management via the cloud is totally free and stays that way – no license or maintenance fees.

Easy to Use

No special training required to use the Omada products with the user-friendly and intuitive design.

Omada Business Class Wi-Fi Solution

802.11ac Access Points

Picture						
Model	EAP330	EAP320	EAP245 V3	EAP225 V3	EAP225-Outdoor	EAP225-Wall
Product	AC1900 Wireless Dual Band Gigabit Access Point	AC1200 Wireless Dual Band Gigabit Access Point	AC1750 Wireless MU-MIMO Gigabit Ceiling Mount Access Point	AC1350 Wireless MU-MIMO Gigabit Ceiling Mount Access Point	AC1200 Wireless MU-MIMO Gigabit Indoor/Outdoor Access Point	AC1200 Wireless MU-MIMO Wall Plate Access Point
Speed	2.4GHz: 600Mbps 5GHz: 1300Mbps	2.4GHz: 300Mbps 5GHz: 867Mbps	2.4GHz: 450Mbps 5GHz: 1300Mbps	2.4GHz: 450Mbps 5GHz: 867Mbps	2.4GHz: 300Mbps 5GHz: 867Mbps	2.4GHz: 300Mbps; 5GHz: 867Mbps
Ethernet Port	2 Gigabit Ports	1 Gigabit Port	2 Gigabit Port	1 Gigabit Port	1 Gigabit Port	Ethernet Port: 4 10/100Mbps Ethernet ports
Power Supply	802.3at PoE +	802.3at PoE +	802.3af & 48V Passive PoE	802.3af & 24V Passive PoE	802.3af & 24V Passive PoE	802.3af/at
Internal Antennas	2.4GHz: 3x6dBi 5GHz: 3x7dBi	2.4GHz: 2x5dBi 5GHz: 2x6dBi	2.4GHz: 3x3.5dBi 5GHz: 3x4dBi	2.4GHz: 3x4dBi 5GHz: 2x5dBi	2 Dual-Band Omni Antennas 2.4GHz: 2x3dBi 5GHz: 2x4dBi	2.4GHz: 2x3dBi 5GHz: 2x4dBi

802.11n Access Points

Picture				
Model	EAP115	EAP110	EAP110-Outdoor	EAP115-Wall
Product	300Mbps Wireless N Access Point	300Mbps Wireless N Access Point	300Mbps Wireless N Outdoor Access Point	300Mbps Wireless N Wall-Plate Access Point
Speed	2.4GHz: 300Mbps	2.4GHz: 300Mbps	2.4GHz: 300Mbps	2.4GHz: 300Mbps
Ethernet Port	1 10/100Mbps Ethernet Port	1 10/100Mbps Ethernet Port	1 10/100Mbps Ethernet Port	2 10/100Mbps Ethernet Ports
Power Supply	802.3af & 9V/0.6A DC	24V Passive PoE	24V Passive PoE	802.3af
Internal Antennas	2x4dBi	2x4dBi	2x3dBi (External Detachable)	2x1.8dBi

802.11n Indoor Access Points

Model		EAP115	EAP110
Name		300Mbps Wireless N Access Point	300Mbps Wireless N Access Point
Main Design	LAN Interfaces	10/100Mbps Ethernet Port x 1	
	Wireless Frequency	2.4GHz	
	Wi-Fi Standards	IEEE802.11b/g/n	
	Maximum Data Rate	300 Mbps	
	Internal Antennas	2 * 4dBi	
	Transmit Power	CE: < 19dBm (EIRP), FCC: <21dBm	
Centralized Management	Omada Software Controller	•	
	Omada Cloud Controller OC200	•	
	Omada app	•	
Security	Captive Portal Authentication	•	
	Access Control	•	
	Rogue AP Detection	•	
	Wireless Encryption	WEP, WPA/WPA2-Personal/Enterprise Encryption	
	802.1X Support	•	
Wireless Function	Multiple SSIDs	8	
	Automatic Channel Assignment	•	
	QoS(WMM)	•	
	Airtime Fairness	-	
	Beamforming	-	
	Band Steering	-	
	Rate Limit	•	
	Load Balance	•	
	Reboot Schedule	•	
	Wireless Schedule	•	
Support Data Rates	802.11n	6.5 Mbps to 300 Mbps (MCS0 - MCS15, VHT 20/40)	
	802.11g	6, 9, 12, 18, 24, 36, 48, 54 Mbps	
	802.11b	1, 2, 5.5, 11 Mbps	
	802.11a	-	
Physical & Environment	Power Supply	PoE (802.3af-compliant, 36-57V 0.15A) or external 9V / 0.6A DC power supply	24V Passive PoE (+4,5pins; -7,8pins. PoE Adapter Included)
	Maximum Power Consumption	2.8W	
	Mounting	Ceiling/Wall mounting (Kits included)	
	Certifications	CE, FCC, RoHS	
	Dimensions (W x D x H)	189.4 x 172.3 x 29.5mm	
	Environment	Operating Temperature: 0°C-40°C (32°F-104°F); Storage Temperature: -40°C-70°C (-40°F-158°F); Operating Humidity: 10%-90% non-condensing; Storage Humidity: 5%-90% non-condensing;	