

**Internal Hard Drives**

# L200 Laptop PC Hard Drive

Take your laptop to the next level






2 1 500  
TB TB GB

Color


Toshiba's 2.5-inch L200 Laptop PC Hard Drive is designed for everyday laptop users and gamers - and it's ideal for boosting and upgrading the storage capacity of your laptop PC or games console by up to 2 TB - with up to 128 MB buffer. Toshiba's Dynamic Cache Technology can further enhance access performance. Available in capacities of up to 2 TB, the L200 puts the renowned durability and reliability of Toshiba technology to work in your notebook or game console.

- Use for:
- Notebooks
  - Game consoles
  - External enclosures




- SATA** 2.5" SATA hard drive
- RPM** 5400 rpm
-  128 MB / 8 MB buffer
-  Toshiba Dynamic Cache Technology
-  Advanced Format

## Manual

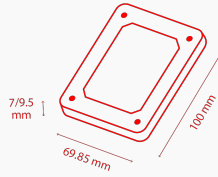
[Toshiba Installation and Safety.pdf](#) 

## Tools

[TOSHIBA Storage Diagnostic Tool.zip](#) 



# Product Specifications



## Basic Specifications

<b>Form factor</b>	2.5-inch
<b>Interface</b>	SATA 6.0 Gbit/s (500 GB Slim, 1 TB Slim, 2 TB) SATA 3.0 Gbit/s (500 GB, 1 TB)
<b>Advanced Format (AF)</b>	Yes
<b>RoHS compatible</b>	Yes
<b>Halogen Free</b>	Yes
<b>Shock Sensor</b>	Yes

## Performance

<b>Rotational speed</b>	5,400 rpm
<b>Buffer size</b>	128 MB (1 TB Slim, 2 TB), 8 MB (500 GB, 500 GB Slim, 1 TB)
<b>Average latency</b>	5.56 ms
<b>Native Command Queing (NCQ)</b>	Supported

## Reliability

<b>MTTF</b>	600,000 hours
<b>Unrecoverable error rate</b>	1 per 10E14 bits read

## Power Management

<b>Supply voltage</b>	5VDC ( $\pm 5\%$ )
<b>Consumption - Read/Write</b>	1.65 W typ. (1 TB Slim, 2 TB), 1.5 W typ. (500 GB, 500 GB Slim, 1 TB)
<b>Consumption - Low Power Idle</b>	0.85 W typ. (1 TB Slim, 2 TB), 0.55 W typ. (500 GB, 500 GB Slim, 1 TB)

## Environmental

<b>Temperature (operating / non-operating)</b>	0 to 65° C / -40 to 65° C
<b>Vibration (operating)</b>	1.0 G (5 to 500 Hz)
<b>Vibration (non-operating)</b>	5.0 G (15 to 500 Hz)
<b>Shock (operating)</b>	400 G (2 ms half sine)
<b>Shock (non-operating)</b>	1000 G (1 ms half sine)
<b>Acoustics (idle mode)</b>	23 dB typ. (1 TB, 2 TB), 19 dB typ. (500 GB Slim, 1 TB Slim), 17 dB typ. (500 GB)

## Physical

<b>Dimensions</b>	100 (L) x 69.85 (W) x 9.5 (H) mm (500 GB - 2 TB), 100 (L) x 69.85 (W) x 7.0 (H) mm (500 GB Slim, 1 TB Slim)
<b>Weight (approx.)</b>	117 g max. (1 TB, 2 TB), 107 g max. (500 GB), 92 g max. (500 GB Slim, 1 TB Slim)

## Box Content

<b>Box Content</b>	• 2.5-inch internal HDD - L200 Laptop PC Hard Drive
--------------------	-----------------------------------------------------

# Product Range

Part number	Capacity	Color
HDWL120EZSTA (Retail)	2 TB	-
HDWL120UZSVA (Bulk)	2 TB	-
Slim: HDWL110EZSTA (Retail)	1 TB	-
Slim: HDWL110UZSVA (Bulk)	1 TB	-
HDWJ110EZSTA (Retail)	1 TB	-
HDWJ110UZSVA (Bulk)	1 TB	-
Slim: HDWK105EZSTA (Retail)	500 GB	-
Slim: HDWK105UZSVA (Bulk)	500 GB	-
HDWJ105EZSTA (Retail)	500 GB	-
HDWJ105UZSVA (Bulk)	500 GB	-

## Logistical Information:

Box dimensions	141.0 mm (H) x 111.0 mm (W) x 38.0 mm (D)
Box weight (gross)	195 g max. (1 TB, 2 TB), 170 g max. (500 GB), 155 g max. (500 GB Slim, 1 TB Slim)
Master carton dimensions	166 x 123 x 170 mm
Master carton weight (gross)	913 g max. (1 TB, 2 TB), 813 g max. (500 GB), 753 g max. (500 GB Slim, 1 TB Slim)
Boxes per master carton	4
Pallet dimensions	1150 x 1150 x 130 mm
Pallet weight (net)	n/A
Units per pallet	1350 pcs (1 TB Slim, 2 TB), 840 pcs (500 GB, 500 GB Slim, 1 TB)
Units per carton	50 pcs.
Carton dimensions	480 x 220 x 170 mm
Carton weight (gross)	6,1 kg (typ.)
Units per pallet	2500 pcs.

## Contact

### Toshiba Electronics Europe GmbH

Hansaallee 181  
40549 Düsseldorf  
Germany