

Get to know your **LITTLE GIANT® JUMBO STEP™!**

Handrail / Tool tray*
(25 lb max. load)
*not included on some models

SCAN THE CODE TO VIEW
INSTRUCTION & SAFETY VIDEO



FREE QR READER DOWNLOAD AT
YOUR APP STORE

Hinge lock levers*
*only on models with handrails

HIGHEST STANDING LEVELS:

2-step models – 17.75" [0.45 m]

3-step models – 26.50" [0.67 m]

4-step models – 35.25" [0.90 m]

(3-step model with handrail shown)

Steps

Extra-wide
slip-resistant feet

LITTLE GIANT, LITTLE GIANT LADDER SYSTEMS, and CLIMB ON are registered trademarks of Wing Enterprises, Inc. in the United States. LITTLE GIANT is registered in Canada.

JUMBO STEP is a trademark of Wing Enterprises, Inc.

The American Ladder Institute logo is a registered trademark of the American Ladder Institute.

LITTLE GIANT® JUMBO STEP™ ladders may be protected by one or more U.S. or international patents, and/or may have additional patents pending. Visit www.LittleGiantLadders.com/patents for details. This web page is provided in compliance with the virtual patent marking provisions of the America Invents Act.

©2017 Little Giant Ladder Systems 82142 v0 5.17 ENG
All rights reserved

**Little
Giant**
Ladder Systems

CLIMB ON



**JUMBO
STEP™**

**TYPE IAA SPECIAL DUTY RATED
375 LB WORKING LOAD**

USER INSTRUCTIONS

Congratulations on your purchase of the LITTLE GIANT® JUMBO STEP™ stepstool. These instructions, along with the safety labels on the stepstool, will help you get the most out of your JUMBO STEP by learning how to use it safely. **Please do not ignore the instructions. study them!** If you have questions about how to operate your stepstool, please search our safety resources at www.LittleGiantLadders.com/SafetyToolbox, scan the QR code, or call us before using your ladder system. Your safety and satisfaction is most important to us.

To learn more about other LITTLE GIANT ladder products and accessories, please visit our website at www.LittleGiantLadders.com or call our Customer Experience Team at 800-453-1192.

Welcome to the LITTLE GIANT family!



Little Giant Ladders



@RealLittleGiant



LittleGiantLadderSystems



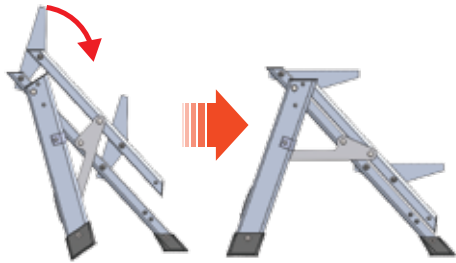
LittleGiantLadderSystems

Customer Experience Team: 800-453-1192 or 801-489-3684 • Monday - Friday, 7am - 5pm MST
Little Giant Ladder Systems • 1198 North Spring Creek Place • Springville, UT 84663 • USA
www.LittleGiantLadders.com

STEPSTOOL OPERATION

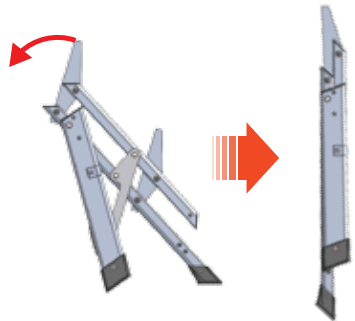
TO OPEN:

Rotate the top step toward the front of the stepstool



TO CLOSE:

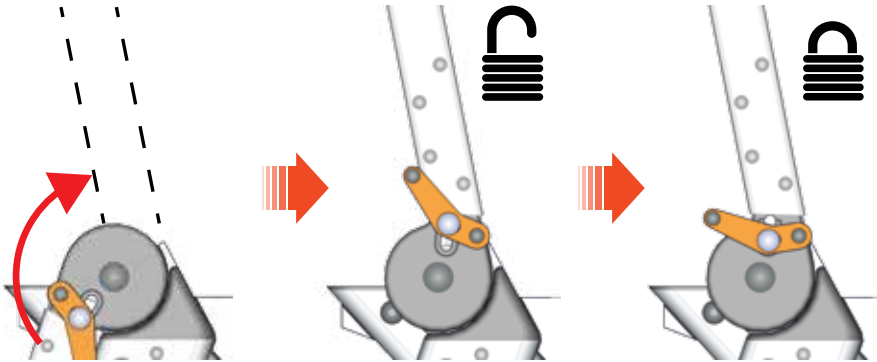
Rotate the top step toward the back of the stepstool



HANDRAIL OPERATION*

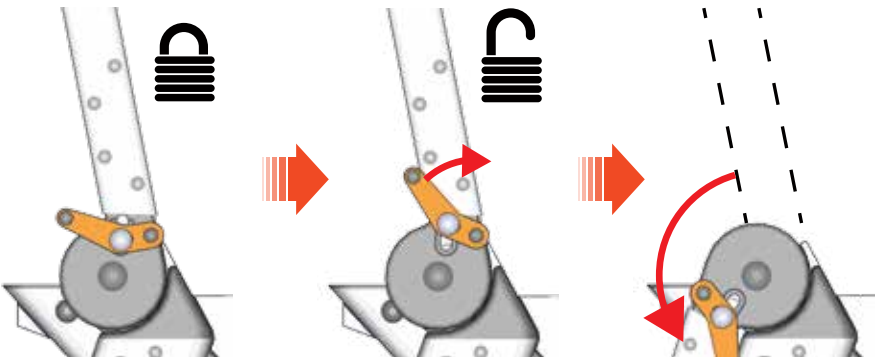
*NOT INCLUDED ON SOME MODELS

TO DEPLOY: Rotate the handrail upward until it locks into place. Make sure the orange hinge lock levers are fully locked in the downward position before using the handrail.



WARNING: THE HANDRAIL IS FOR STABILIZATION ONLY, AND NOT INTENDED TO SUPPORT BEING LEANED ON WITH FULL BODY WEIGHT. THE HANDRAIL AND TOOL TRAY HAVE A 25 lb MAX LOAD.

TO STORE: Lift up on the orange hinge lock levers to unlock the handrail, then rotate it down toward the back of the stepstool. Make sure tool tray is empty before storing handrail.



NOTE: If the hinge lock levers are difficult to release, relieve the pressure on them by lightly pulling the handrail toward the front of the stepstool while releasing. Do not force the hinge lock levers with tools; permanent damage could occur.

FOR YOUR SAFETY, READ CAREFULLY!

WARNING: LITTLE GIANT LADDER SYSTEMS ASSUMES NO LIABILITY FOR DAMAGE OR INJURY THAT MAY RESULT FROM FAILING TO FOLLOW ALL INSTRUCTIONS CORRECTLY. WORKING AT HEIGHTS IS INHERENTLY DANGEROUS AND MAY CAUSE SERIOUS INJURY OR DEATH; HEED THE FOLLOWING SAFETY PRECAUTIONS:

INSPECTION

1. Inspect upon receipt and before each use; never climb a damaged bent or broken stepstool. All parts must be in good working order.
2. Make sure no parts are broken or missing, all connections are secure and all components function properly.
3. Keep stepstool clean, free from grease, oil, mud, snow, wet paint and other slippery material. Keep your shoes clean; leather soles should not be used.
4. Never make temporary repairs of damaged or missing parts.
5. Destroy stepstool if broken, worn, or if exposed to fire or chemical corrosion.

PROPER SET-UP

1. DANGER! METAL CONDUCTS ELECTRICITY! Do not let stepstools of any material come in contact with live electrical wires.
2. Make sure stepstool is fully open and secured before using.
3. Place on firm surface and secure footing. Do not use on slippery surfaces. Do not place on boxes, unstable bases or scaffolds to gain additional height. Do not place in the path of a door that might be opened.

PROPER CLIMBING AND USE

1. DO NOT USE STEPSTOOLS if you tire easily, are subject to fainting spells, are using medicine or alcohol or are physically impaired.
2. To protect children, do not leave the stepstool set up and unattended.
3. Face stepstool when climbing up and down. Keep body centered between sides. Do not use this stepstool for stepping onto or from another elevated surface, unless it is secured from movement.
4. Do not overreach. Step off and move stepstool as needed.
5. Do not attempt to move stepstool in any manner while anyone is on it.
6. Do not overload. Stepstools are meant for one person. Do not use as a brace, platform or plank.
7. Keep stepstool close to work; avoid pushing or pulling off to the side of a stepstool.

PROPER CARE AND STORAGE

1. Store stepstool in a safe and dry place.
2. Properly secure and support stepstool while in transit.
3. Never store materials on stepstool.
4. Keep stepstool clean and free of all foreign materials.

For additional safety training visit www.laddersafety.org



LITTLE GIANT LIMITED LIFETIME WARRANTY TERMS AND CONDITIONS

Little Giant Ladder Systems® warrants each new product to the original purchaser thereof, to be free from defects in workmanship and materials when operated under normal conditions and maintained properly. This warranty covers all parts of the product, and shall be in lieu of any other warranty, expressed or implied, including, but not limited to, any implied warranty of merchantability or fitness for a particular purpose.

In the unlikely event that within the warranty period from the date of the original purchase, there is a problem caused by defects in either workmanship or materials, Little Giant Ladder Systems will repair or replace, at its option and without cost to the original purchaser. All freight to and from the factory is to be paid by the customer. If a replacement is necessary and your product is no longer available, a comparable product will be substituted.

The liability of Little Giant Ladder Systems under this warranty shall be limited solely to the repair or replacement of the product within the warranty period. Little Giant Ladder Systems shall not be liable, under any circumstances, for consequential or incidental damages, including, but not limited to, personal injury or labor costs. Some states do not allow the exclusion of incidental or consequential damages, so the above limitations or exclusions may not apply to you. This warranty gives you specific legal rights, and you may have other rights which vary from state to state.

Under no circumstances will Little Giant Ladder Systems be responsible for any expense in connection with any repairs made by anyone other than the factory or authorized service provider unless such repairs have been specifically authorized in writing by Little Giant Ladder Systems. This warranty applies only to North America. Manufacturing specifications are subject to change without notice.

Note: You can register your product by going online to www.LittleGiantLadders.com/registration.