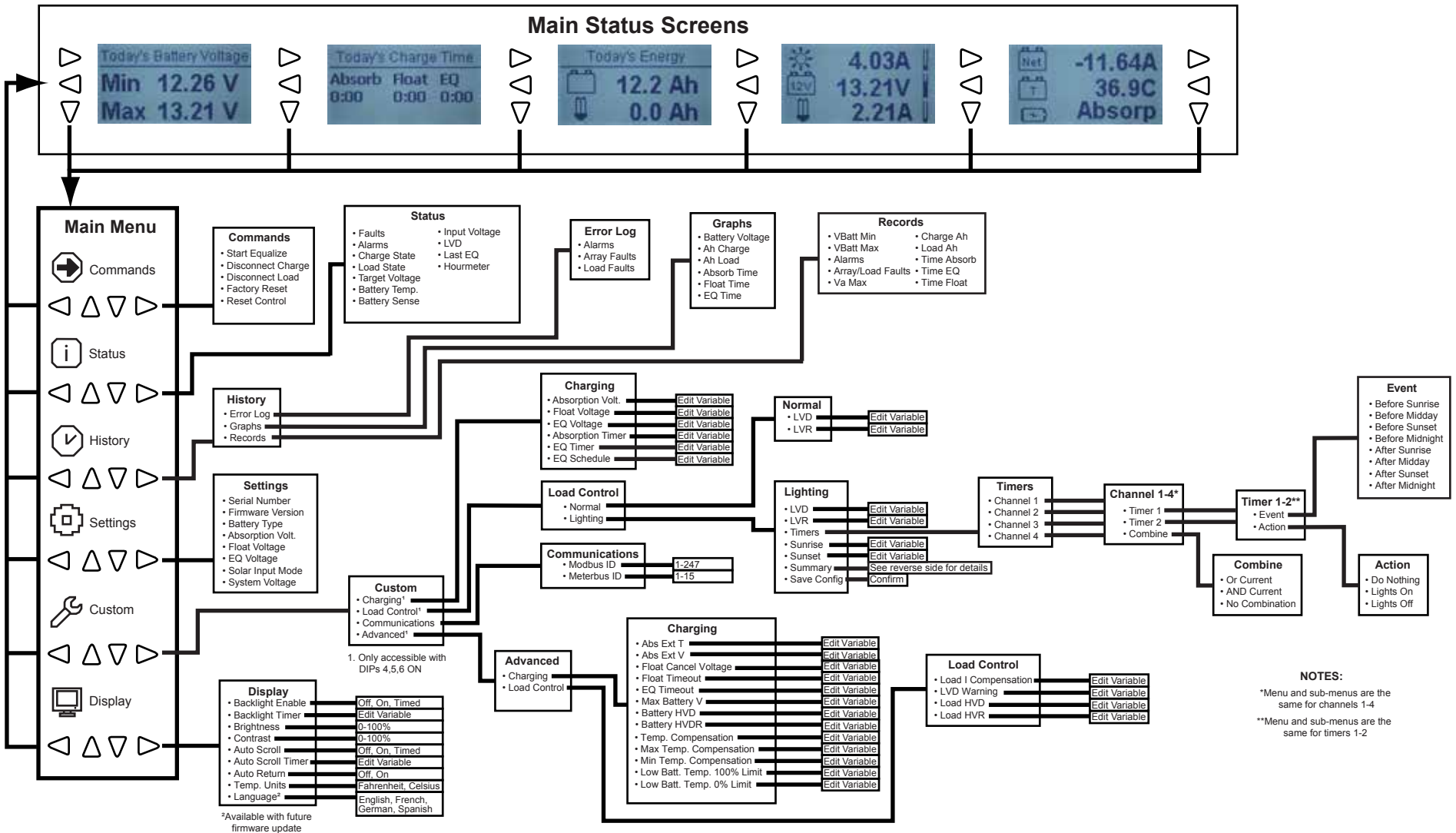
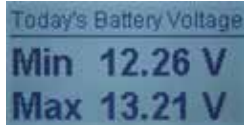


ProStar Meter Map

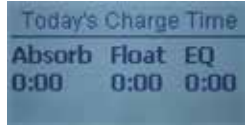


Main Status Screen Icon Explanation



Min: Minimum battery voltage recorded today

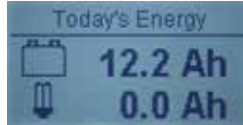
Max: Maximum battery voltage recorded today



Absorb: Cumulative time spent in the Absorption stage during today's charge cycle


Float: Cumulative time spent in the float stage during today's charge cycle

EQ: Cumulative time spent in the Equalization stage during today's charge cycle



Battery Icon: Cumulative Amp-Hours delivered to the battery during today's charge cycle

Load Icon: Cumulative Amp-Hours delivered to the Load today

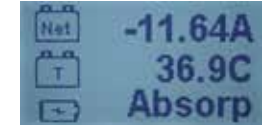


Sun Icon: Real-time Battery/Load Current

Moon Icon: Night state (no array voltage)

Battery Icon: Real-time battery voltage

Load Icon: Real-time load current draw (Will display 'LVD' for Low Voltage Disconnect and 'LVDW' for Low Voltage Disconnect imminent Warning)



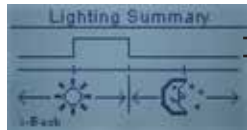
Net Icon: Real-time Net current into or out of the battery

T Battery Icon: Real-time Battery temperature as measured by the Remote Temperature Sensor (if no RTS present, displays local ambient temperature)

Charge Icon: Real-time Charging Stage

Lighting Summary


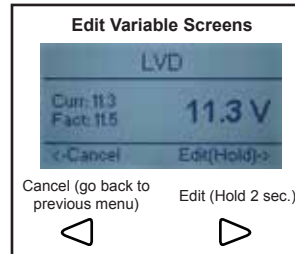
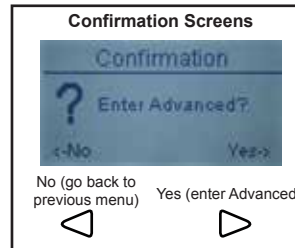
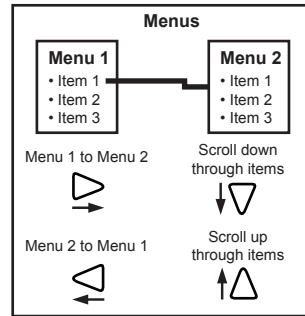
Custom ▸ Load Control ▸ Lighting ▸ Summary



High state
Low state

Lighting Summary uses a line graph to show when the load will be turned on or off, if timers are set by the user. The sun icon represents daytime and the moon icon represents nighttime. When the line graph is in the 'low' state, the load will be turned off. When the graph is in the 'high' state, the load will be turned on.

How to Navigate



Illuminated arrow buttons indicate which direction(s) are possible on each screen.

Faults and Alarms

Array Faults

- *Array Overcurrent*
- *FET Short*: Possible power MOSFET damage
- *Software*: Software fault
- *Batt HVD*: Battery Voltage exceeded High Voltage Disconnect threshold
- *Array HVD*: Array Voltage exceeded
- *Settings*: Custom settings change
- *Batt TS Short*: Remote Temperature Sensor shorted
- *Batt TS Discon*: Remote Temperature Sensor disconnected
- *THS Failed*: Heatsink Temperature Sensor failure
- *Batt LVD*: Battery Voltage too low for charging
- *P3 fault*
- *Dip switch fault*

Load Faults

- *P3 fault*
- *FP10 fault*
- *Ext Short*: Wiring error
- *Overcurrent*: Load draw exceeded current rating
- *FET Short*: Possible power MOSFET damage
- *Software*: Software fault
- *HVD*: Battery Voltage exceeded Load High Voltage Disconnect threshold
- *HS Overtemp*: Heatsink temperature too high
- *DIP switch*: DIP switch settings changed
- *Settings*: Custom settings change

Alarms

- *Batt TS Open*: Remote Temperature Sensor open
- *Batt TS Short*: Remote Temperature Sensor shorted
- *Batt TS Discon*: Remote Temperature Sensor disconnected
- *THS Open*: Heatsink temperature failure
- *THS Short*: Heatsink temperature failure
- *THS Hot*: Heatsink temperature too hot
- *Current Offset*: Current measurement error
- *Batt Sense*: Battery Sense Voltage out of range
- *Batt Sense Discon*: Battery Sense Voltage disconnected
- *Uncalibrated*: Voltage and/or Current measurement uncalibrated
- *TB*: Battery or ambient temperature out of range
- *FP10*: Floating 10V supply out of range
- *Miswire*: External wiring error
- *FET Open*: Possible power MOSFET damage
- *Ia offset*: Current measurement error
- *Il offset*: Current measurement error
- *P3*: 3V supply out of range
- *High VA*: Array Voltage too high
- *Reset*: Controller was reset
- *LVD*: Low Voltage Disconnect
- *Log Timeout*: Log entry write timeout