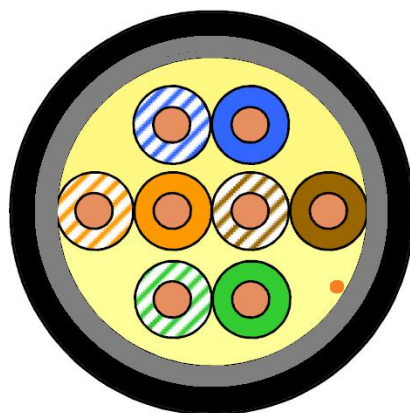


Category 5e UTP Cable for Outdoor Use

Part Number:PROCAT5EGELX



Application

Voice, Data, Security and Video Applications.
IP Megapixel CCTV/Analog Installations
Wire Access Points
Gigabit Indoor Video/data installations
Long distance PoE feeding
Generic cabling systems. Outdoor installations. Filled with compound to prevent water penetration

Standards

ANSI EIA/TIA 568 C.2;
ISO/IEC 11801 2nd Edition; IEC 61156-5
EN 50173; EN 50288-3-1
IEEE 802.3at
UL - E472815
ETL

Water Proof Rating

EN 50289-4-2

Construction

Conductor	Bare copper wire (AWG24/1)
Insulation	Polyethylene, $\varnothing 0.91 \pm 0.02$ mm
Twisting	2 cores to the pair
Cable lay up	4 pairs to the core
Filling	Jelly Compound to prevent moisture migration.
Inner Sheath CM	PVC Grey RAL 7046
Outer Sheath	Black LDPE UV RATED

Mechanical properties

Minimum bending radius	Installation	8 x D
Temperature range	Installed	4 x D
	during operation	-40 °C ~ + 60 °C
	during installation	-20 °C ~ + 50 °C



Electrical properties @ 20°C

Dielectric strength	2.5 KV dc-2 seconds
Conductor resistance	Max 9.38 ohm/100M at 20°C
Max. Ring resistance	16.8 Ohm/100M at 20°C
Max. Mutual capacitance	560 pf/100M
Max. Capacity unbalance	330 pf/100M
Mean characteristic impedance 100 MHz	100 ± 15 Ω
Nominal velocity of propagation	approx. 67 %
Propagation delay	Nominal 535 ns/100m
Delay skew	Nominal 20 ns/100m
Test voltage (DC, 1 min)	1000 V
Core/Core Coupling attenuation	≥ 40 dB

Nominal transmission characteristics @ 20°C

Fre. (MHz)	Attenuation (dB/100m)	NEXT (dB)	PS-NEXT (dB)	ACR (dB/100m)	PS-ACR (dB/100m)	ACRF (dB/100m)	PS-ACRF (dB/100m)	Return loss (dB)
1	1,9	71	68	69,1	66,1	68	65	20
4	3,7	62	59	58,3	55,3	56	53	23
10	6	56	53	50	47,0	48	45	25
16	7,6	53	50	45,4	42,4	44	41	25
20	8,5	51	48	42,5	39,5	42	39	25
31,2	10,7	49	46	38,3	35,3	38	35	24
62,5	15,7	44	41	28,3	25,3	32	29	22
100	19,8	41	38	21,2	18,2	28	25	20
125	22,3	40	37	17,7	14,7	26	23	19
155,5	24,2	38	35	13,8	10,8	24	21	-
175	25,7	37	34	11,3	8,3	23	20	-
200	27,5	36	33	8,5	5,5	22	19	-
250	29,2	35	32	5,8	2,8	20	17	-
300	32.0	34	31	2.0	-1.0	16	13	-

Product Code Table

Product Description	Packing Length	Part Number
24AWG Cat.5e UTP 4P Grey PVC+LDPE Black Water Proof	1000ft Wooden Drum	PROCAT5EGELX
24AWG Cat.5e UTP 4P Grey PVC+LDPE Black Water Proof	500ft Wooden Drum	PROCAT5EGELX/500

© SYSCOM, All Rights Reserved

All sizes and values without tolerances are reference values. Specifications are for product as supplied by Syscom: any modification or alteration afterwards of product may give different result.

The information contained within this document must not be copied, reprinted or reproduced in any form, either wholly or in part, without the written consent of Syscom. The information is believed to be correct at the time of issue. Syscom reserves the right to amend this specification without prior notice. This specification is not contractually valid unless specifically authorised by Syscom.



Cable ID: PROCAT5EGELX-EHLX005M[2]

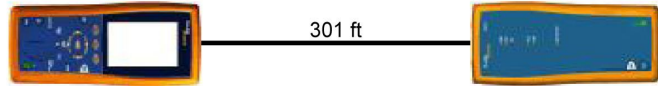
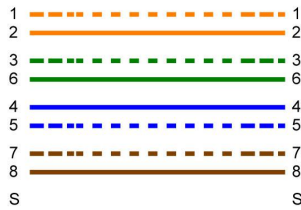
Test Summary: PASS

Date / Time: 06/25/2017 11:02:00am
 Headroom: 8.8 dB (NEXT 36-45)
 Test Limit: TIA Cat 5e Perm. Link
 Cable Type: Cat 5e UTP

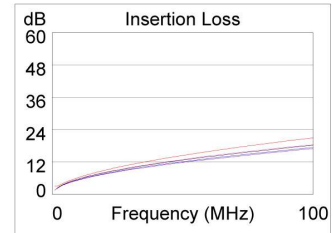
Operator: Your Name
 Software Version: 2.7400
 Limits Version: 1.9300
 NVP: 69.0%

Model: DTX-1800
 Main S/N: 1739303
 Remote S/N: 1739304
 Main Adapter: DTX-PLA002
 Remote Adapter: DTX-PLA002

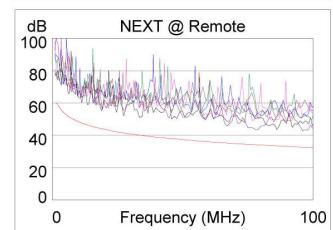
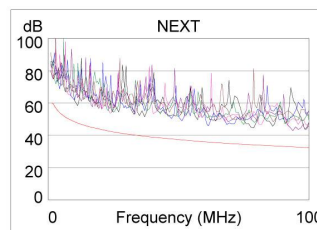
Wire Map (T568B)
PASS



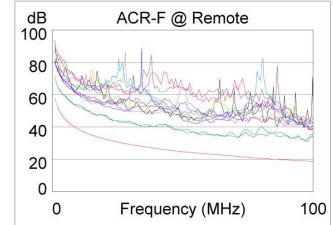
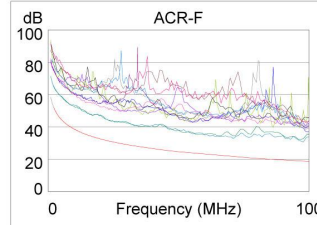
Length (ft), Limit 295	[Pair 78]	301
Prop. Delay (ns), Limit 498		460
Delay Skew (ns), Limit 44		17
Resistance (ohms)	[Pair 45]	172.6
Insertion Loss Margin (dB)	[Pair 36]	2.5
Frequency (MHz)	[Pair 36]	100.0
Limit (dB)	[Pair 36]	21.0



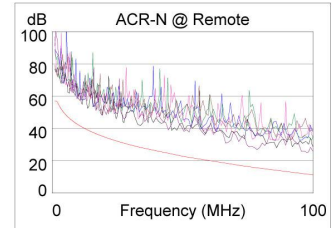
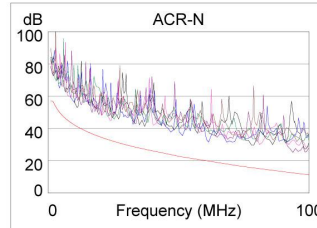
	Worst Case Margin		Worst Case Value	
	MAIN	SR	MAIN	SR
PASS				
Worst Pair	36-45	36-45	36-45	36-45
NEXT (dB)	10.0	8.8	10.0	10.1
Freq. (MHz)	93.8	78.3	93.8	96.0
Limit (dB)	32.8	34.1	32.8	32.6
Worst Pair	45	45	45	36
PS NEXT (dB)	11.3	11.1	11.3	12.1
Freq. (MHz)	96.0	78.3	96.0	96.0
Limit (dB)	29.6	31.1	29.6	29.6



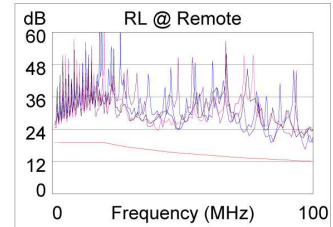
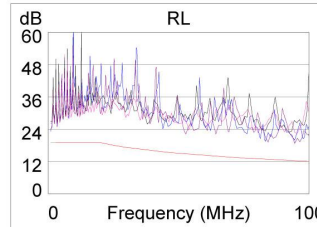
	Worst Case Margin		Worst Case Value	
	MAIN	SR	MAIN	SR
PASS				
Worst Pair	45-36	36-45	45-36	36-45
ACR-F (dB)	11.2	11.4	11.9	12.2
Freq. (MHz)	71.0	71.0	97.5	97.5
Limit (dB)	21.6	21.6	18.8	18.8
Worst Pair	36	45	36	45
PS ACR-F (dB)	14.0	13.8	14.1	14.1
Freq. (MHz)	71.0	71.0	97.8	97.8
Limit (dB)	18.6	18.6	15.8	15.8



	Worst Case Margin		Worst Case Value	
	MAIN	SR	MAIN	SR
N/A				
Worst Pair	12-78	36-45	36-45	36-45
ACR-N (dB)	11.7	11.2	12.7	12.8
Freq. (MHz)	11.3	78.3	93.8	96.0
Limit (dB)	41.1	15.7	12.5	12.1
Worst Pair	45	45	45	36
PS ACR-N (dB)	12.4	13.0	14.0	14.5
Freq. (MHz)	23.8	19.1	96.0	96.0
Limit (dB)	29.8	32.3	9.1	9.1



	Worst Case Margin		Worst Case Value	
	MAIN	SR	MAIN	SR
PASS				
Worst Pair	78	78	78	78
RL (dB)	5.9	4.3	6.2	4.3
Freq. (MHz)	3.5	96.8	96.8	96.8
Limit (dB)	19.0	12.2	12.2	12.2



Compliant Network Standards:
 10BASE-T 100BASE-TX 100BASE-T4
 1000BASE-T ATM-25 ATM-51
 ATM-155 100VG-AnyLan TR-4
 TR-16 Active TR-16 Passive

LinkWare Version 6.2

