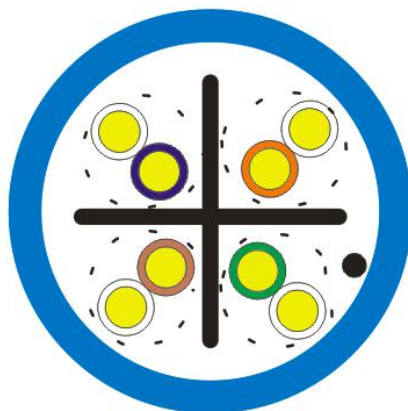


Category 6 UTP Cable

Part Number:PROCAT6



Application

Voice, Data, Security and Video Applications.
IP Megapixel CCTV/Analog Installations
Wire Access Points
Gigabit Video/data installations

Standards

ANSI EIA/TIA 568 B.2 Cat.6 of Channel
ISO/IEC 2nd Edition 11801 Class E of CHANNEL
PVC Comply with the ROHS Directive 2002/95/EC

Flame resistance

IEC 60332-1
CMX

Construction

Conductor	Copper Clad Aluminum-Magnesium wire (AWG23/1)
Insulation	Polyethylene, $\varnothing 1.02 \pm 0.02$ mm
Twisting	2 cores to the pair
Cable lay up	4 pairs to the core
Sheath CMX	PVC Blue RAL 5015

Mechanical properties

Minimum bending radius	Installation	8 x D
Temperature range	Installed during operation	4 x D
	during installation	-20°C ~ + 60°C
		0°C ~ + 50°C

Electrical properties @ 20°C

Dielectric strength	2.5 KV dc-2 seconds
Conductor resistance	Max 22.00 ohm/100M at 20°C
Max. Ring resistance	16.8 Ohm/100M at 20°C
Max. Mutual capacitance	560 pf/100M
Max. Capacity unbalance	330 pf/100M
Mean characteristic impedance 100 MHz	100 ± 15 Ω
Nominal velocity of propagation	approx. 67 %
Propagation delay	Nominal 535 ns/100m
Delay skew	Nominal 20 ns/100m
Test voltage (DC, 1 min)	1000 V

Nominal transmission characteristics @ 20°C

Frequency (Mhz)	Impedance (Ohm)	Insertion loss (dB)		NEXT (dB)		PS.NEXT (dB)	
		Max	Min	Min	Min		
1	100Ω±15%	2.1	65.0*	62.0*			
4	100Ω±15%	4.0	63.0*	60.5*			
10	100Ω±15%	5.7	56.6*	54.0*			
16	100Ω±15%	8.0	53.2*	50.6			
20	100Ω±15%	9.0	51.6*	49.0*			
25	100Ω±15%	10.1	50.0*	47.3*			
31.25	100Ω±15%	11.4	48.4*	45.7*			
62.3	100Ω±15%	16.5	43.4*	40.6*			
100	100Ω±22%	21.3	39.9*	37.1*			
200	100Ω±22%	31.5	34.8*	31.9			
250	100Ω±22%	35.9	33.1*	30.2*			

Product Code Table

Product Description	Packing Length	Part Number
23AWG CCAM Cat.6 UTP 4P PVC UL CMX Blue Color	1000ft easy pull box	PROCAT6
23AWG CCAM Cat.6 UTP 4P PVC UL CMX Blue Color	100mts box	PROCAT6/100M

© SYSCOM, All Rights Reserved

All sizes and values without tolerances are reference values. Specifications are for product as supplied by Syscom: any modification or alteration afterwards of product may give different result.

The information contained within this document must not be copied, reprinted or reproduced in any form, either wholly or in part, without the written consent of Syscom. The information is believed to be correct at the time of issue. Syscom reserves the right to amend this specification without prior notice. This specification is not contractually valid unless specifically authorised by Syscom.



Cable ID: PROCAT6-EHLX009M[2]

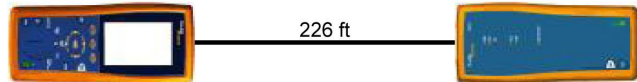
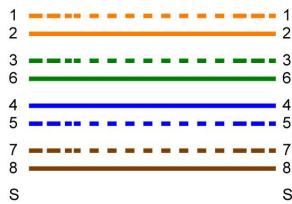
Test Summary: PASS

Date / Time: 07/08/2017 05:29:37am
Headroom: 9.0 dB (NEXT 12-36)
Test Limit: TIA Cat 6 Channel
 Cable Type: Cat 6 UTP

Operator: Your Name
 Software Version: 2.7400
 Limits Version: 1.9300
 NVP: 69.0%

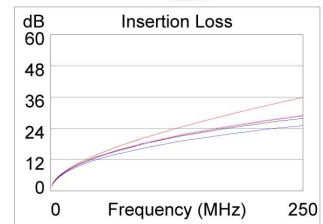
Model: DTX-1800
 Main S/N: 1739303
 Remote S/N: 1739304
 Main Adapter: DTX-CHA002
 Remote Adapter: DTX-CHA002

Wire Map (T568B)
PASS

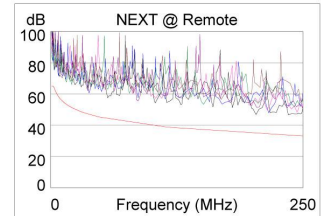
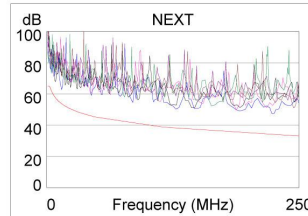


Length (ft), Limit 328 [Pair 78] 226
 Prop. Delay (ns), Limit 555 343
 Delay Skew (ns), Limit 50 10
 Resistance (ohms) [Pair 78] 26.6

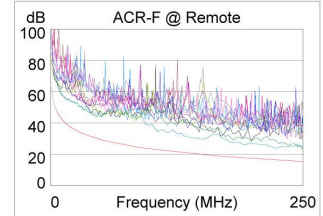
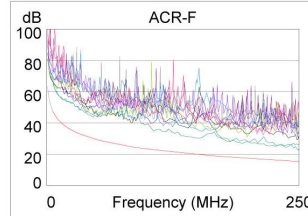
Insertion Loss Margin (dB) [Pair 36] 6.8
 Frequency (MHz) [Pair 36] 250.0
 Limit (dB) [Pair 36] 35.9



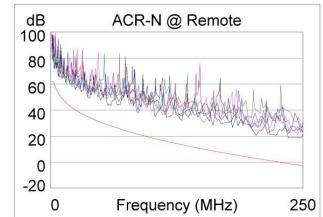
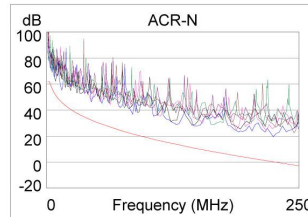
	Worst Case Margin		Worst Case Value	
	MAIN	SR	MAIN	SR
PASS				
Worst Pair	12-36	36-78	12-36	12-78
NEXT (dB)	9.0	11.3	13.4	12.7
Freq. (MHz)	14.9	3.4	224.5	236.0
Limit (dB)	53.7	64.2	33.9	33.5
Worst Pair	12	78	12	12
PS NEXT (dB)	11.0	11.8	13.2	13.4
Freq. (MHz)	14.9	3.6	189.0	236.0
Limit (dB)	51.1	61.2	32.3	30.6



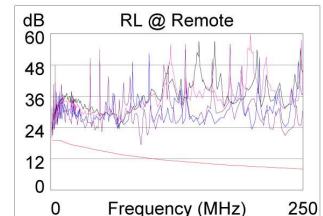
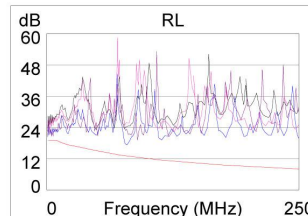
	MAIN		SR	
	MAIN	SR	MAIN	SR
PASS				
Worst Pair	45-36	45-36	45-36	36-45
ACR-F (dB)	7.3	7.4	7.3	8.3
Freq. (MHz)	249.0	222.0	249.0	249.0
Limit (dB)	15.3	16.3	15.3	15.3
Worst Pair	36	45	36	45
PS ACR-F (dB)	9.7	9.9	9.7	9.9
Freq. (MHz)	249.0	249.0	249.0	249.0
Limit (dB)	12.3	12.3	12.3	12.3



	MAIN		SR	
	MAIN	SR	MAIN	SR
N/A				
Worst Pair	12-36	36-78	12-36	12-78
ACR-N (dB)	9.1	11.6	19.3	19.2
Freq. (MHz)	14.9	3.4	224.5	236.0
Limit (dB)	46.0	60.5	0.2	-1.2
Worst Pair	12	78	36	78
PS ACR-N (dB)	11.6	12.1	21.6	22.2
Freq. (MHz)	14.9	3.6	223.5	241.5
Limit (dB)	43.4	57.4	-2.6	-4.8



	MAIN		SR	
	MAIN	SR	MAIN	SR
PASS				
Worst Pair	78	12	12	78
RL (dB)	1.5	3.5	4.0	4.9
Freq. (MHz)	4.9	3.6	79.0	89.5
Limit (dB)	19.0	19.0	13.0	12.5



Compliant Network Standards:
 10BASE-T 100BASE-TX 100BASE-T4
 1000BASE-T ATM-25 ATM-51
 ATM-155 100VG-AnyLan TR-4
 TR-16 Active TR-16 Passive

LinkWare Version 6.2

