

*Powering the trusted identities of
the world's people, places & things*



Reader Manager Introducción.

Que es Reader manager

- Plataforma segura de HID para la administración y configuración de lectores en proyectos con **Mobile Access**.

Posee dos componentes esenciales.



Aplicación Mobile



HID Reader Manager Portal

Manage authorization of reader technicians for your HID Elite and HID Mobile Access readers

Portal web para administración

Portal Reader manager

HID Reader Manager Portal

Manage authorization of reader technicians for your HID Elite and HID Mobile Access readers

HID Secure Identity Services Portal



HID Global offers industry expertise and a comprehensive suite of services to assist customers and create and manage secure identities.

Portales asociados para la administración de las llaves Mobile o Elite



Administración de Técnicos

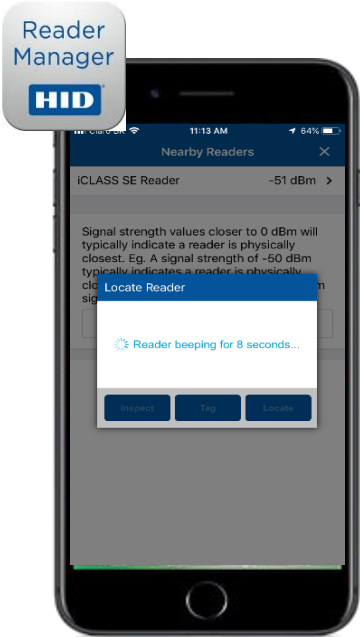


Limitación por tiempo

Múltiples Administradores



Reader Manager APP



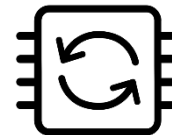
Nos permite:



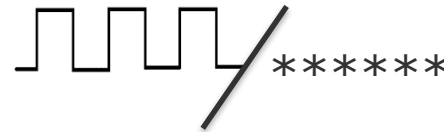
Cargar/Modificar llaves



Cambiar Leds



Actualizar Firmware



Cambiar protocolo De comunicación



Modificar rangos y Habilitar métodos

Como nos beneficia?

- Complementar la administración de nuestras llaves Mobile a través de medios físicos y virtuales.
- Mejor administración de nuestras llaves de seguridad.
- Actualización de FW y llaves en Campo.
- Simplifica la configuración (inicial y continua) capacitando a los técnicos en el uso de la herramienta.

Que se requiere para acceder a el?

HID Mobile Access® Portal – HID Reader Manager Portal Change Form

The HID Mobile Access Portal provides iCLASS Elite and Mobile Key end-users with the option to enable the HID Reader Manager Portal. Adding or removing the HID Reader Manager Portal for a company must be completed by HID.

To enable/disable HID Reader Manager an HID Mobile Access Portal is required. If this has not been setup for a company, please follow this process:

- Mobile (MOB) Key Users: Follow the steps at <https://managedservices.hidglobal.com/faces/maUserOnBoardingStart>, then complete and return this form (HID Mobile Access® Portal – HID Reader Manager Portal Change Form).
- iCLASS Elite™ Key Users: Complete and return the iCLASS Elite Program™ - New HID Mobile Access® Portal Request Form. The HID Reader Manager Portal is enabled/disabled with that form.

Notes:

- A HID Mobile Access Portal is required to enable the HID Reader Manager Portal.
- When the HID Reader Manager Portal is enabled/disabled, the HID Reader Manager Portal Admin role will be granted/revoked from all active HID Mobile Access Org Admins.



TABLE I: End User Organization Information

Requested Change	
Elite/MOB Key Reference Number:	<input type="text"/>
Company Name:	<input type="text"/>
HID Reader Manager Portal? (Enable/Disable)	<input type="text"/>

TABLE II: Change Approval

	Change must be approved by the following contacts: For Elite: iCLASS Elite™/ Authorized Contact For Mobile: Mobile Access Org Admin
Contact Name:	<input type="text"/>
Contact Signature:	X <input type="text"/>
Date Signed:	<input type="text"/>

Send to HID Global for approval and processing by email: mobileorders@hidglobal.com with the subject line of "Reader Manager Portal Change Form"

**This form must be legible to be considered acceptable. Please print or type.*

1. Diligenciar el formato para acceder a la plataforma RM
2. Puede ser usado tanto en suscripción como en portales con modelo perpetuo.
3. Se generara un Administrador para Reader manager.
4. Este debe ser enviado a Mobile Orders.
(mobileorders@hidglobal.com)

Cambios de Portal y Acceso a Portal Reader Manager

- Cuando se envía el formato anterior a la persona que queda como administrador de Reader manager le aparece el siguiente TAB en el portal de HID MOBILE ACCESS

Home > Secure Identity Services

HID Secure Identity Services Portal



HID Global offers industry expertise and a comprehensive suite of services to assist customers and channel partners to create, use and manage secure identities.



Card Services

Our Card Services application offers easy-to-use online tools to personalize and produce ID card badges – whether you are looking to outsource the daily flow of requests or faced with the daunting task of re-badging thousands of employees.



HID Mobile Access®

Our HID Mobile Access application allows you to easily issue and manage Mobile IDs for smart devices. The HID Mobile Access solution allows you to provision and revoke access rights over-the-air through this robust application.



Online Order Status and RMA Requests

Our Order Status and RMA Request tool makes it possible for HID Direct Customers to check order status and request a Return Material Authorization (RMA) through an easy-to-use and secure online system.

John Frame
Reader Manager UAT 3
My Account | Log Out

HID Mobile Access
HID Reader Manager
Administration

Nueva opción.

RELATED DOCUMENTS

The agreements below are accepted during App installation:

[HID Mobile Access end user license agreement \(Android\)](#)

[HID Mobile Access end user license agreement \(iOS\)](#)

[Privacy Policy for HID Mobile Access](#)

RELATED LINKS

[Frequently Asked Questions](#)

Como habilitar más administradores a la plataforma Reader Manager.

Dentro del portal HID MOBILE ACCESS vamos a Administration

Luis Bustamante
HID SIS LAM Sales

[My Account](#) | [Log Out](#)

- [HID Card Services](#)
- [HID Mobile Access](#)
- [HID Reader Manager Administration](#)

RELATED DOCUMENTS

The agreements below are accepted during App installation:

- [HID Mobile Access end user license agreement \(Android\)](#)
- [HID Mobile Access end user license agreement \(iOS\)](#)

Buscamos users and contacts



Users and Contacts

Maintain the list of Administrative users and perform account maintenance activities (such as password reset).

En U&C podemos añadir o alterar un usuario

[+ Add](#)

Actions	Last name	First name	User ID / Email	Status
✎ 🔍 🗑️	Bustamante	Luis	LBustamante@hid...	ACTIVE
✎ 🔍 🗑️	Gassmann	Gustavo	ggassmann@hidgl...	ACTIVE
✎ 🔍 🗑️	Bustamante	Luis	lg.bustamante29@...	DELETED
✎ 🔍 🗑️	Bellotti	André	abellotti@hidgloba...	ACTIVE
✎ 🔍 🗑️	Cantu	Javier	javier.cantu@inco...	DELETED
✎ 🔍 🗑️	Delorme	Patricio	PDelorme@hidglo...	DELETED
✎ 🔍 🗑️	Bejarano	Jorge	jbejarano@hidglob...	ACTIVE
✎ 🔍 🗑️	Passarelli	Marcelo	mpassarelli@hidgl...	ACTIVE

Service	Role
Mobile Access	<input type="checkbox"/> MA Administrator Full access to all functionality.
	<input checked="" type="checkbox"/> MA Reviewer Read only access. Can not add or edit data nor issue or revoke Mobile IDs.
	<input checked="" type="checkbox"/> MA Operator Partial access to functionality. Able to add mobile users and issue and revoke Mobile IDs, but cannot perform configuration operations.
Card Services	<input type="checkbox"/> CS Administrator Full access to all functionality.
	<input type="checkbox"/> CS Operator Partial access to functionality. Able to request badges, confirm production and download return files, but cannot perform configuration operations
Organization Administration	<input type="checkbox"/> Org Admin Enables the 'Administration' feature. Able to add, edit, delete portal users and perform password resets on their accounts.
Reader Manager	<input type="checkbox"/> RM Administrator Service for the Reader Manager, Full access to all the RM activity

1. Dada la activación de RM aparecerá un nuevo Servicio.
2. Al habilitar el Servicio al usuario el TAB de RM aparecerá en el inicio de su portal.
3. Tendrá Acceso a agregar técnicos a la plataforma de RM.

Portal Reader Manager.

HID

Home

HID Reader Manager Portal

Manage authorization of reader technicians for your HID Elite and HID Mobile Access readers

Log in to manage your HID Readers.

User name

Password

LOGIN

**Mismas
credenciales
que para
ingresar al
Portal de
HID MOBILE
ACCESS**

Portal Reader Manager

Keys and Reader Technicians



Keys



ICE0235



MOB0001



MOB0022



Llaves del usuario

Añadir técnico



Reader Technicians

Lista de Técnicos Enrolados

Send only invitation

APPLY

Search



<input type="checkbox"/>	Name	Email	Company	Alert	Last Updated	View Detail
<input type="checkbox"/>	Bustamante Torres,Luis Guillermo	lbustamante@hidglobal.com	HID		Nov 13, 2018	

25 items per page 1 - 1 of 1 results

Como se añade un Técnico?

Se Ingresan Datos básicos del usuario

Enroll Reader Technician

Reader Technician Information

Name	Diego	Paez
Email address	dpaez@hidglobal.com	
Company	HID Global	

Se define si solo se le dará acceso a la APP o si se le asignaran llaves para su uso

Invitation & Key Authorization

How do you want to proceed?

Send only invitation to Reader Technician. Key Authorization(s) will need to be issued later.

Send invitation and Key Authorization(s) to Reader Technician.

Que hay que tener en cuenta?

Reader Technician Information

Name

Jorge

Bejarano

Email address

jbejarano@hidglobal.com

Email has not been registered and activated by the Reader Technician in HID Reader Manager mobile app. Request that the Reader Technician downloads the HID Reader Manager Mobile App and registers the email via the app. If the email for this Reader Technician is already registered to an HID SIS Portal account, the Reader Technician will need to log in once to the HID Reader Manger mobile app to activate their HID SIS account for use with the HID Reader Manager mobile app.

Company

HID GLOBAL

IMPORTANTE: El usuario a Enrolar tiene que haber solicitado la creación de la cuenta o haber ingresado a la APP de Reader Manager usando sus credenciales del portal de HID.

Si se desean enviar las Llaves, se selecciona de las disponibles y se define el periodo de tiempo en el que la persona las tendrá disponible

Invitation & Key Authorization

How do you want to proceed?

Send only invitation to Reader Technician. Key Authorization(s) will need to be issued later.

Send invitation and Key Authorization(s) to Reader Technician.

Key

Validity period for authorization (Optional) Days

Select

- ICE0235
- MOB0001
- MOB0022

Days

- Hours
- Days
- Months
- Years

Si se desea añadir más de una se utiliza esta opción

Finalizamos

CANCEL

ENROLL

Que recibe el Técnico?

Dear Luis Guillermo Bustamante Torres,

The organization listed below has invited you to manage iCLASS SE[®] readers with HID Elite or HID MOB keys via the HID Reader Manager Mobile App. Once enabled, your Android™ or iOS[®] mobile device can be used to:

- Upgrade compatible iCLASS SE[®] readers to become HID Mobile Access[®] and OSDP Enabled (additional hardware upgrade kit may be required).
- Upgrade firmware, configuration, keys and diagnostics of compatible iCLASS SE[®] readers with HID Elite or HID MOB Keys.

User Name lbustamante@hidglobal.com

Organization Name HID SIS LAM Sales

Invitation Code [BHL2-ZJSN-LVQ7-6BXP](#)



Código de activación. Si hace se click abre Reader Manager

Note that this invitation code expires on Thu Nov 15 2018 17:50:06 GMT+0000 (UTC)

To enable your mobile device:

Enter your invitation code on the HID Reader Manager mobile app (via the settings screen) OR open this email on your mobile device and click on the invitation code link. This will enable your device to receive key authorization(s) which may have been issued by the organization administrator (refer to settings screen). **Key authorizations may not have been issued and/or may have a limited validity period, contact the organization administrator if no key authorizations are available on the setting screen.**

For additional assistance or if you have concerns about the authenticity of this message, please visit the [HID Global Technical Support Center](#) to submit a help ticket or find the HID Support contact information for your region.

©2018 HID Global Corporation/ASSA ABLOY AB

[HID Secure Identity Services Privacy Policy](#)

Como Ingresar a la aplicación?

- La App se encuentra para descargar tanto en Play Store como APP Store. Solo hay que buscarlo por HID Reader Manager.
- Se ingresa usando el mismo usuario y contraseña que tienes en el portal de HID MOBILE ACCESS.
- También se puede solicitar la generación de una cuenta a través de la APP. **Por ejemplo** si es un instalador que no posee acceso al portal.

Como Operar la APP.



- **Realizamos LOG IN con nuestra cuenta**
- **Podemos Solicitar la generación de una cuenta.**



Sign in to inspect, configure and update HID iCLASS SE Readers.

luibustor@gmail.com

●●●●●●●●●●

Sign In

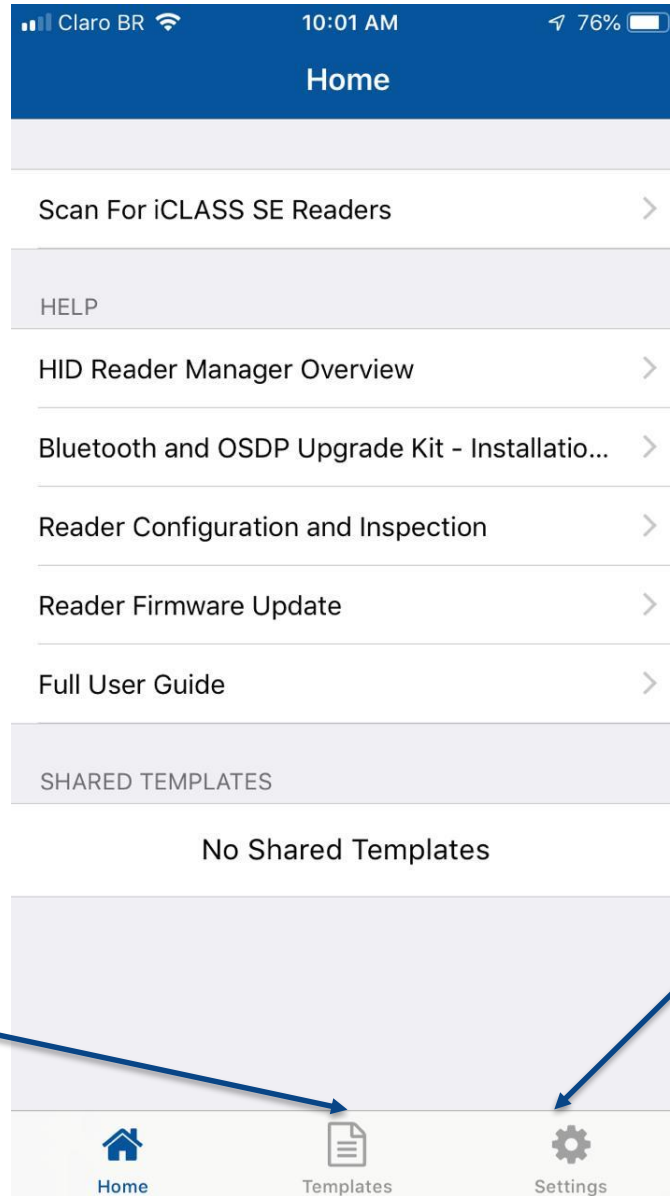
Forgot Password ?

Don't have an account yet? Register

Escaneo de Lectores a través de intensidad RSSI

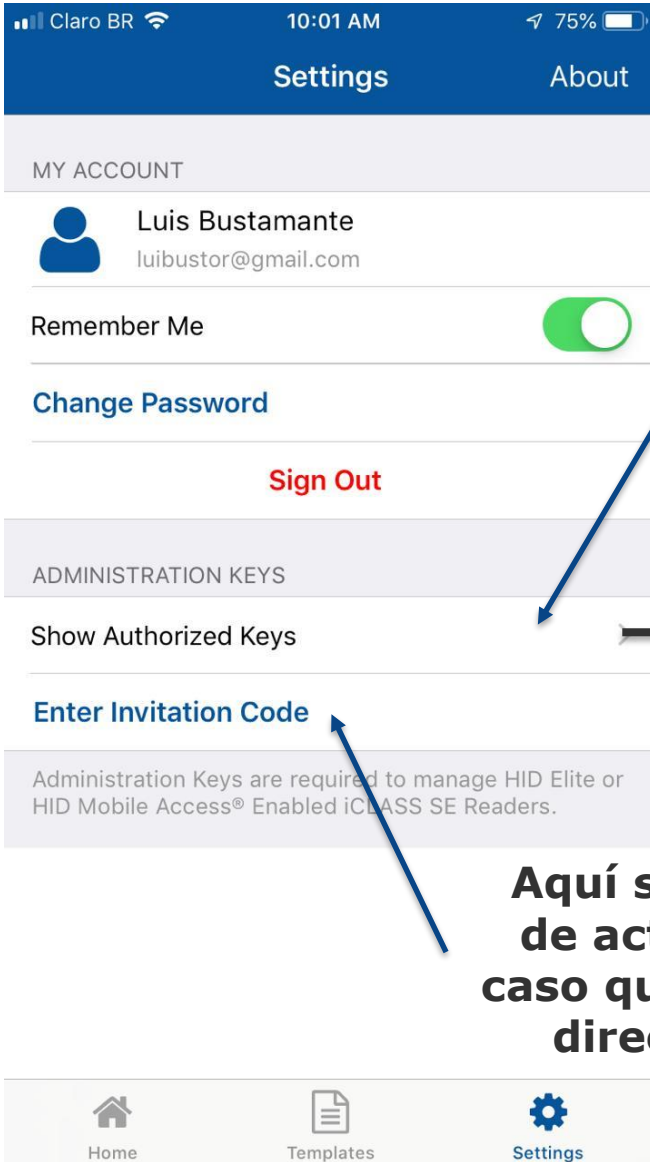
Templates compartidos

Generar Templates



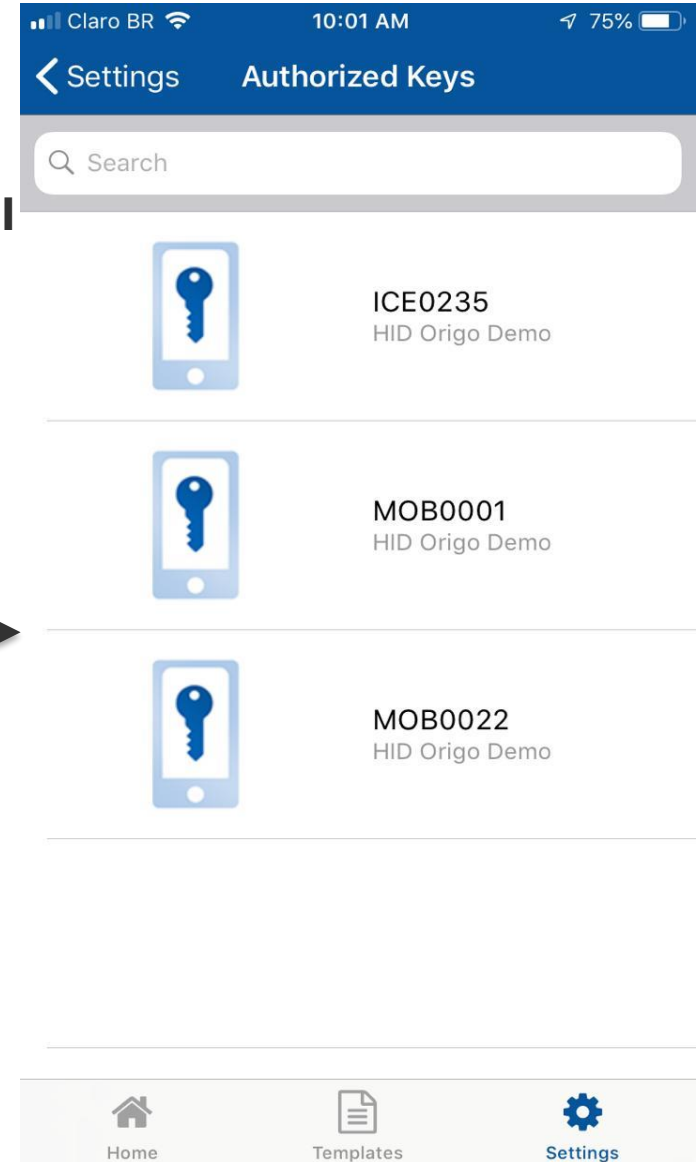
Guías de uso para usuario.

Configuración Perfil

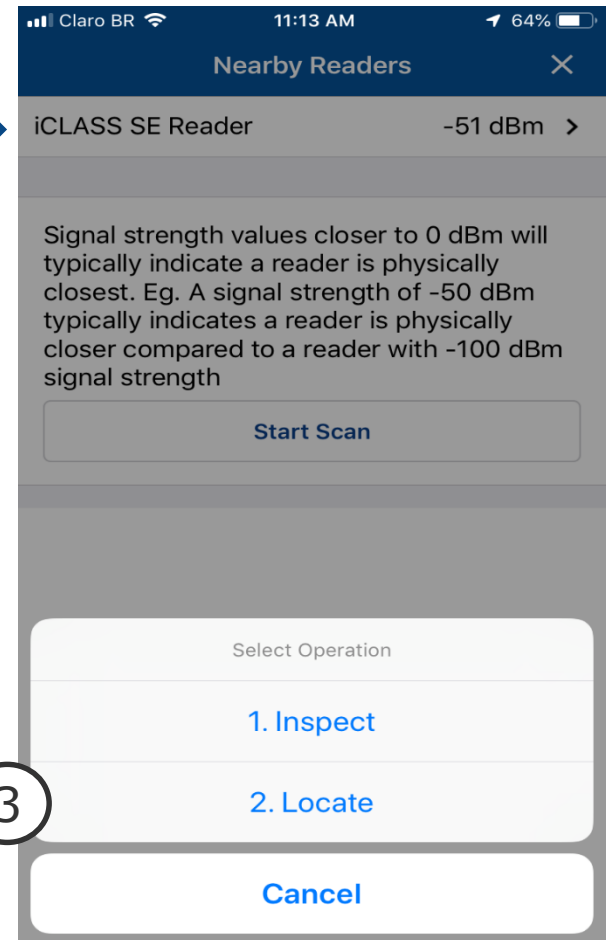
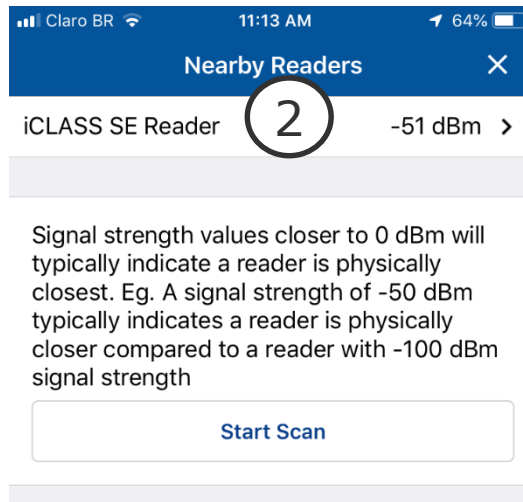
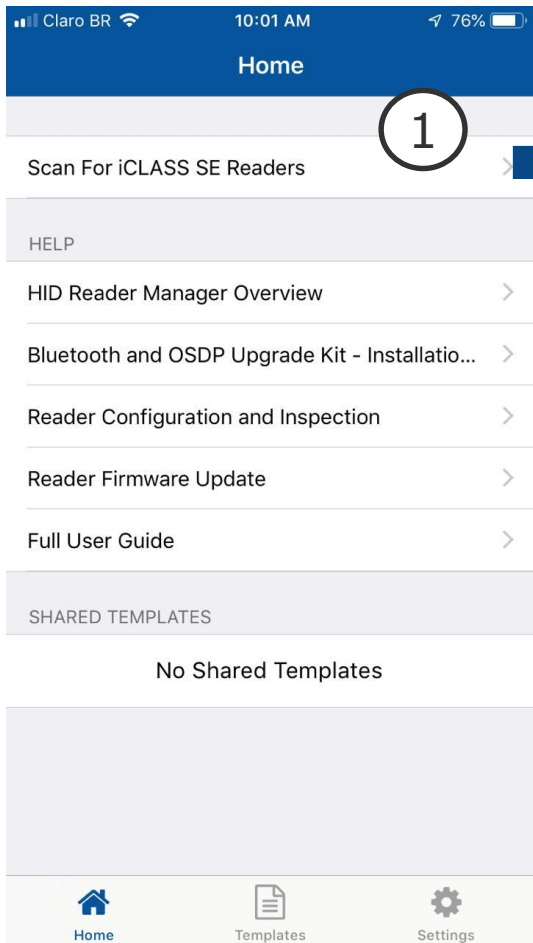


Llaves Autorizadas por el administrador a través del portal

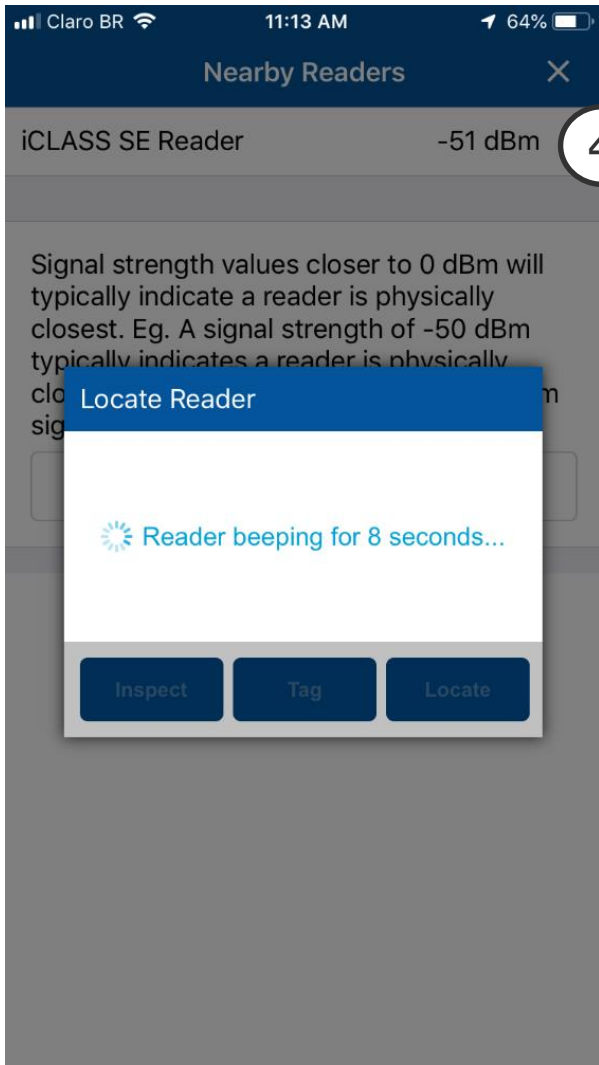
Aquí se ingresa código de activación para los caso que el del correo no direcciona a la APP



Configurando lectores



Se recomienda usar Locate para estar seguros de que es el lector que se desea configurar

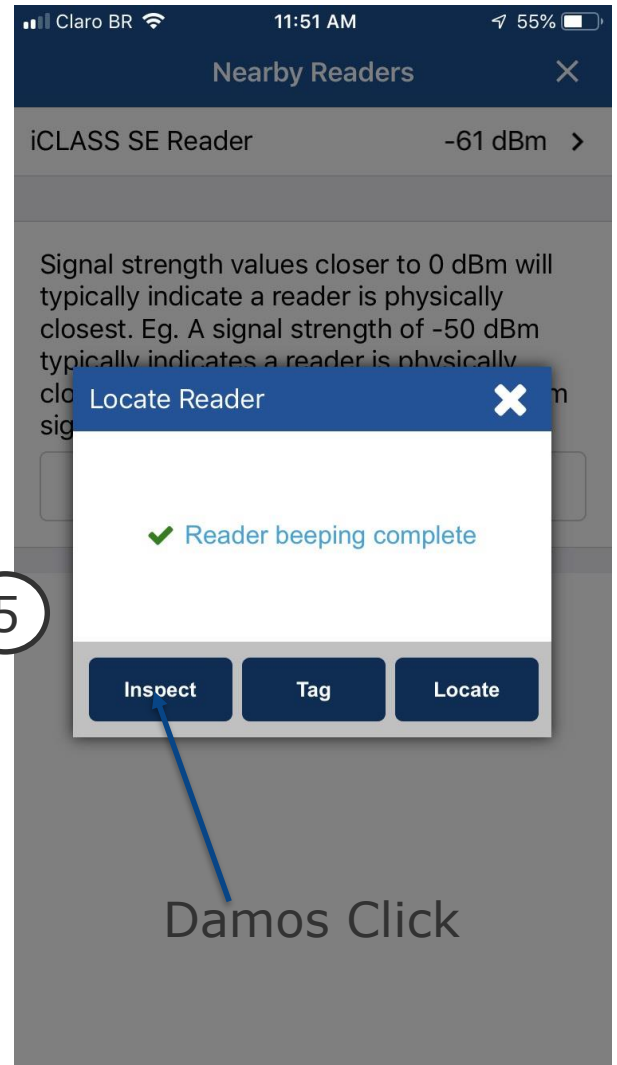


4

El lector ahora un Beep por 8 segundos

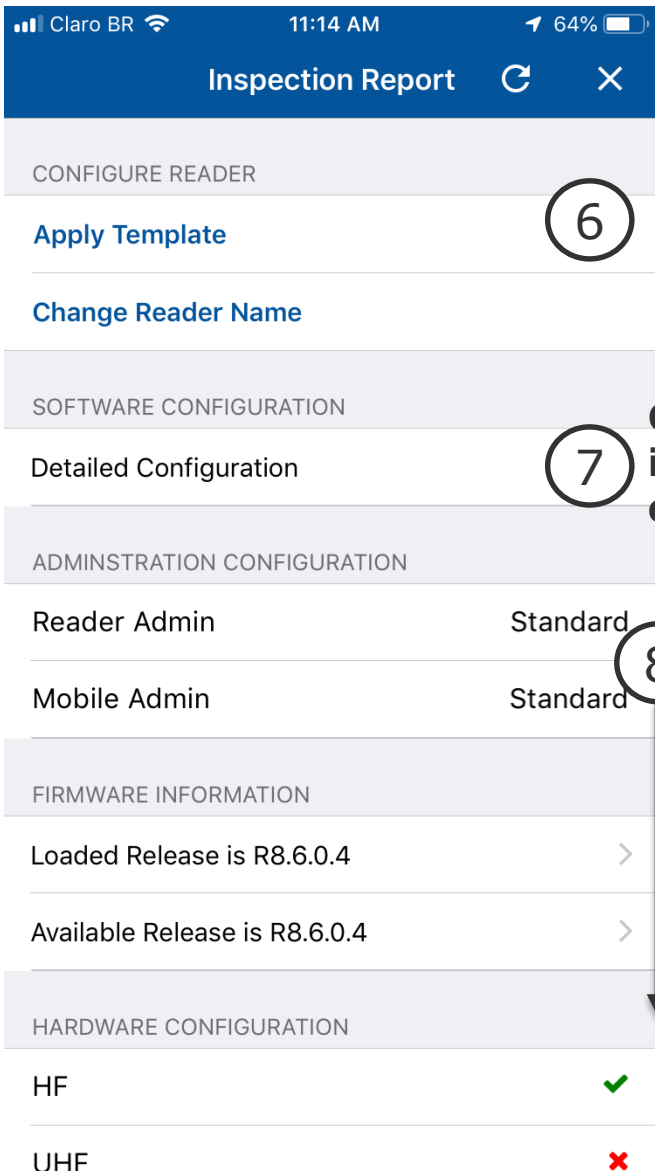
Al terminar el proceso podemos:

- Poner un TAG al Lector.
- Inspeccionar la configuración de este.



5

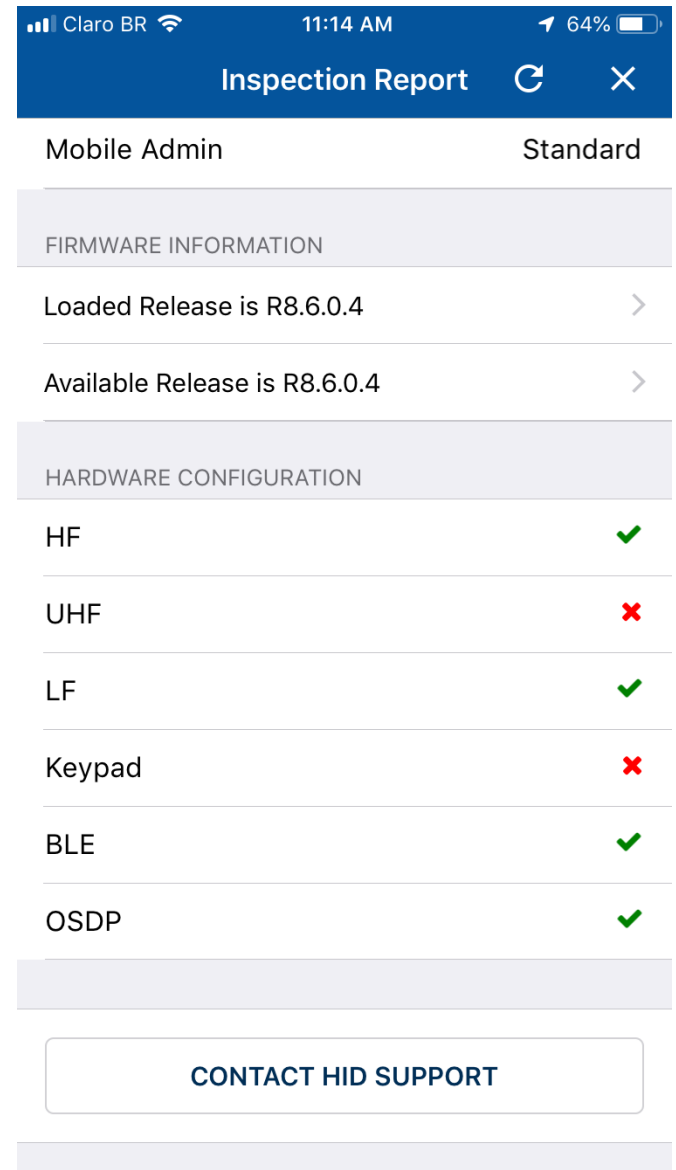
Damos Click

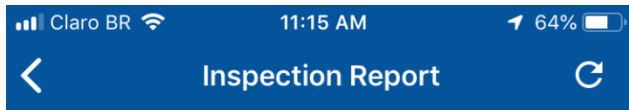


Podemos aplicar un Template

Obtener información mas detalla y alterarla

Detalles del lector tales como Llaves, FW y compatibilidad con tecnología.





HID MOBILE ACCESS

Protocols/Mobile Keys

9

Podemos selecciona NFC/BLE y adicionar llaves Mobile

AUDIO/VISUAL

LED Idle Color

10

Podemos cambiar los LEDs de StandBy y confirmación de Lectura. Se puede desactivar el Beep y la distinción de SEOS

Credential Read AV

BLE

Operation Modes, Ranges & Power Settings

11

Alterar potencias de transmisión de TAP, T&G y del modulo

CONTROLLER COMMUNICATION

Controller/Host Protocol

12

Seleccionar si la comunicación será.

- **Wiegand**
- **OSDP**
 - **OSDP V1**
 - **OSDP V2**

Save As Template

Apply Selected Items

13

Finalmente se puede crear un TEMPLATE de la configuración y aplicar los cambios al lector.



DATOS

Nombres: Luis Bustamante

Ubicación.: Bogotá, Colombia

Correo: Lbustamante@hidglobal.com

Teléfono: +57 3142257909

HID[®] Powering
Trusted Identities

