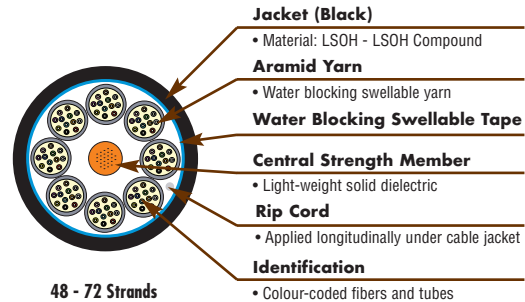
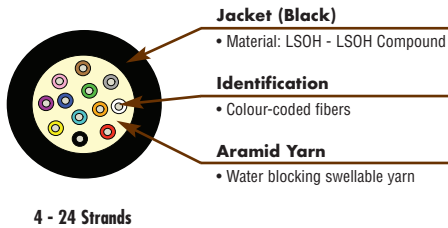
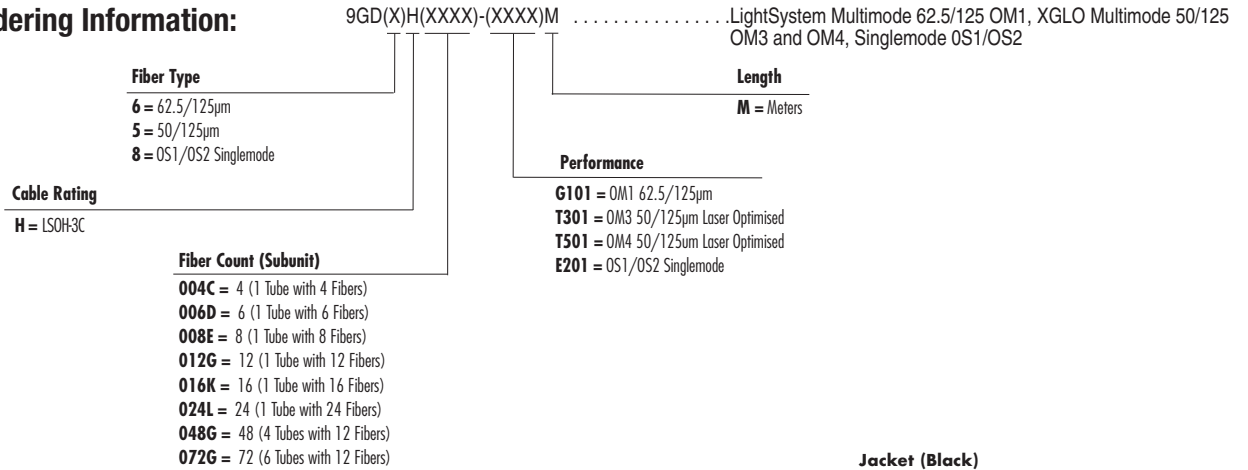


# XGLO® & LightSystem® Indoor/Outdoor Tight Buffer - International

Siemon LSOH (IEC 60332-3) indoor/outdoor tight buffer fiber cables are ideal for data centres, campus and building backbones. Siemon fiber optic cables are offered in XGLO and LightSystem configurations supporting high-speed applications such as Gigabit Ethernet, 10 Gigabit Ethernet and Fiber Channel. Siemon indoor/outdoor water blocking is primarily for dry duct applications for moisture and temporary water migration protection.

## Ordering Information:



LIGHTSYSTEM Multimode 62.5/125, OM1		XGLO 300 Multimode 50/125, OM3		XGLO 550 Multimode 50/125, OM4		XGLO Singlemode, OS1/OS2	
STANDARDS COMPLIANCE		STANDARDS COMPLIANCE		STANDARDS COMPLIANCE		STANDARDS COMPLIANCE	
<ul style="list-style-type: none"> <li>ISO/IEC 11801:2002 OM1 (62.5/125)</li> <li>ANSI/TIA-568.3-D</li> <li>ANSI/TIA-598-D</li> <li>ANSI/TIA-492 AAAA</li> <li>Telcordia GR-409-CORE</li> <li>IEC 60332-3</li> <li>IEC 60332-1-2 (Single strand)</li> <li>IEC 60754-2 (Acid gas)</li> <li>IEC 61034-2 (Smoke density)</li> </ul>		<ul style="list-style-type: none"> <li>ISO/IEC 11801:2002 OM3</li> <li>ANSI/TIA-568.3-D</li> <li>ANSI/TIA-598-D</li> <li>ANSI/TIA-492 AAAC</li> <li>IEC 60793-2-10 Fiber Type Ala.2</li> <li>Telcordia GR-409-CORE</li> <li>IEC 60332-3</li> <li>IEC 60332-1-2 (Single strand)</li> <li>IEC 60754-2 (Acid gas)</li> <li>IEC 61034-2 (Smoke density)</li> </ul>		<ul style="list-style-type: none"> <li>ISO/IEC 11801:2002 OM3</li> <li>ISO/IEC 11801:2002 Amendment 2 OM4</li> <li>ANSI/TIA-568.3-D</li> <li>ANSI/TIA-598-D</li> <li>ANSI/TIA-492 AAAD</li> <li>IEC 60793-2-10 Fiber Type A1a.3</li> <li>Telcordia GR-409-CORE</li> <li>IEC 60332-3</li> <li>IEC 60332-1-2 (Single strand)</li> <li>IEC 60754-2 (Acid gas)</li> <li>IEC 61034-2 (Smoke density)</li> </ul>		<ul style="list-style-type: none"> <li>ISO/IEC 11801:Ed 2.0 Amendment:1:2008</li> <li>ANSI/TIA-568.3-D</li> <li>ANSI/TIA-598-D</li> <li>ANSI/TIA-492 CAAB</li> <li>Telcordia GR-409-CORE</li> <li>ITU-T G.652 C/D</li> <li>LSOH IEC 60332-3</li> <li>IEC 60332-1-2 (Single strand)</li> <li>IEC 60754-2 (Acid gas)</li> <li>IEC 61034-2 (Smoke density)</li> </ul>	
APPLICATIONS SUPPORT		APPLICATIONS SUPPORT		APPLICATIONS SUPPORT		APPLICATIONS SUPPORT	
APPLICATION	DISTANCE (m)	APPLICATION	DISTANCE (m)	APPLICATION	DISTANCE (m)	APPLICATION	DISTANCE (m)
10GBASE-S (850 nm)	N/A	10GBASE-S (850 nm)	300	10GBASE-S (850 nm)	550	10GBASE-L (1310 nm)	8,000
62.5/125µm	26	10GBASE-LX4 (1300 nm)	300	10GBASE-LX4 (1300 nm)	300	10GBASE-E (1550 nm)	30,000
1000BASE-S (850 nm)	N/A	1000BASE-S (850 nm)	1000	1000BASE-S (850 nm)	1100	10G Fiber Channel (Serial-1310 nm)	10,000
62.5/125µm	275	1000BASE-LX (1300 nm)	600	1000BASE-LX (1300 nm)	600	10G Fiber Channel (WDM-1310 nm)	10,000
1000BASE-LX (1300 nm)	550	Fiber Channel 266 (1300 nm)	1,500	1000BASE-LX (1300 nm)	600	1000BASE-LX (1300 nm)	5,000
Fiber Channel 266 (1300 nm)	1,500	ATM 622 (1300 nm)	500	Fiber Channel 266 (1300 nm)	1,500	Fiber Channel 266/1062 (1300 nm)	10,000
ATM 622 (1300 nm)	500	ATM 155 (1300 nm)	2,000	ATM 622 (1300 nm)	500	ATM 52/155/622 (1300 nm)	15,000
ATM 155 (1300 nm)	2,000	ATM 52 (1300 nm)	3,000	ATM 155 (1300 nm)	2,000		
ATM 52 (1300 nm)	3,000	FDD1 (Original-1300 nm)	2,000	ATM 52 (1300 nm)	3,000		
FDDI (Original-1300 nm)	2,000	100BASE-FX (1300 nm)	2,000	FDD1 (Original-1300 nm)	2,000		
100BASE-FX (1300 nm)	2,000			100BASE-FX (1300 nm)	2,000		

# XGLO® & LightSystem® Indoor/Outdoor Tight Buffer - International

## LightSystem Gigabit Ethernet Fiber Optic Cable

### Minimum Performance Parameters for LightSystem 62.5/125µm Multimode Fiber

Fiber Type	Wavelength nm	Maximum Attenuation (dB/km)	Minimum Modal Bandwidth (MHz•km)	Guaranteed Gigabit Transmission Distance Meters (Feet)
62.5/125 (OM1)	850	3.5	200	275 (902)
	1300	1.0	500	550 (1804)

\*The protocol pertinent to the transmission distance as noted is Gigabit Ethernet per IEEE 802.3:2005.

### Minimum Performance Parameters for XGLO 50/125µm Multimode Fiber

Fiber Type	Guaranteed Gigabit Transmission Distance (m)		Guaranteed 10 Gigabit Transmission Distance (m)		Minimum Bandwidth (MHz•km)		Maximum Attenuation (dB/km)	
	850 nm	1300 nm	850 nm†	1300 nm††	850 nm	1300 nm	850 nm	1300 nm
50/125 (OM3)	1000	600	300	300	RML - 2000 OFL - 1500	OFL - 500	3.0	1.0
50/125 (OM4)	1100	600	550	300	RML - 4700 OFL - 3500	OFL - 500	3.0	1.0

† 10GBASE-S †† 10GBASE-LX4

### Minimum Performance Parameters for XGLO Singlemode Fiber

Fiber Type	Wavelength (nm)	Maximum Attenuation (dB/km)
Singlemode (OS1/OS2)	1310	0.40
	1550	0.30

## XGLO and LightSystem Indoor/Outdoor Tight Buffer (International) Physical Specifications

### PHYSICAL SPECIFICATIONS (All Values Are Nominal)

Fiber Count	Nominal Cable Diameter mm	Maximum Pulling Tension Newtons		Nominal Net Weight kg/km
		Installation	Long Term	
4	5.3	1500	495	24
6	5.3	1500	495	26
8	5.8	1500	495	31
12	6.6	1500	495	37
16	7.8	1500	396	52
24	8.8	1500	495	62
48	18.3	4200	1400	255
72	21.9	5400	1800	384

Fiber Count	Maximum Crush Resistance (N/mm)	Operation Temperature °C (°F)	Installation Temperature °C (°F)	Storage Temperature °C	Minimum Bend Radius	
					Installation	Long Term
4-12	5	-40 to 70 (-40 to 158)	-10 to 60 (-14 to 140)	-40 to 70 (-40 to 158)	20 x DIA.	10 x DIA.
16-72	10	-20 to 70 (-4 to 158)	-10 to 60 (-14 to 140)	-20 to 70 (-4 to 158)	20 x DIA.	10 x DIA.

Custom lengths and jacket colours are available upon request. Contact our Customer Service Department for more information.